

FRIGIDAIRE

affinity®



Front Load Dryers

FAQE7001L B/W

6 Dry Cycles
7.0 Cu. Ft. Electric



Optional SpaceWise® Pedestal Drawer Shown

Product Dimensions

Height	36"
Width	27"
Depth	30-5/16"

More Easy To Use Features

Express-Select® Controls

Easily select options with the touch of a button.

SilentDesign™

Designed for quiet operation.

Optional Pedestal Drawer



NSF® International Certification

Available in:



Classic
Black
(B)



Classic
White
(W)

**Based on 7.0 cu. ft. capacity on 36" installation platform.*

Signature Features



Ultra-Capacity Dryer

The largest in its class*, so you do more laundry with less effort.



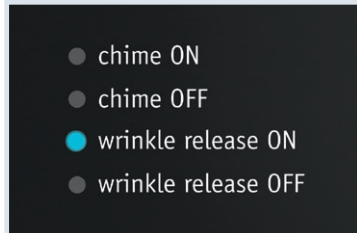
DrySense™ Technology

Dries your clothes more precisely, reducing wrinkles.



TimeWise® Technology

TimeWise® technology ensures wash time equals dry time — so you don't wait for clothes to dry.

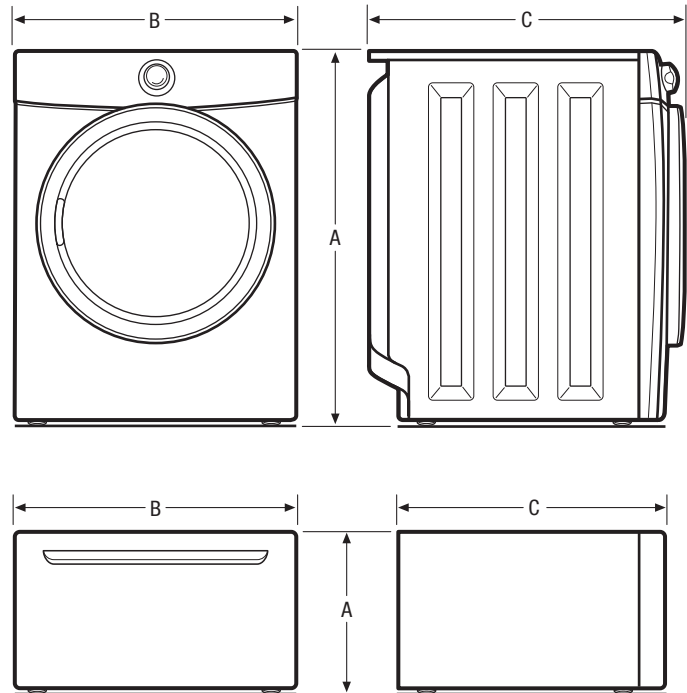


One-Touch™ Wrinkle Release

This option features Wrinkle Release Technology that finishes by tumbling without heat, preventing wrinkles, so your clothes look great every time.

Features	
Total Capacity (Cu.Ft.)	7.0
Controls	Express-Select®
Dryer Drum Interior	Painted Steel
Interior Light	Yes
Door Trim	Color-Coordinated
Ready Steam™	
DrySense™ Technology	Yes
Wrinkle Release Technology	Yes
TimeWise® Technology	Yes
Moisture Sensor	Yes
Time Remaining Indicator	Yes
Cycle Status Lights	Yes
Cycle Signal	Chime
Cycle Signal "On/Off"	Yes
Cycle Signal Volume Control	Yes
Control Lock	Yes
Start/Pause/Cancel Buttons	Yes
Energy Saver Option	
Delay Start	
Tumble Speed (RPM)	50
Reversible Door	Yes
Lint Screen	Yes
Sound Package	SilentDesign™
Adjustable Leveling Legs	Yes
Cycles	
Dry Cycles	6
Specialty Cycles	0
Options	
Temperature Selections	5
Dryness Level Selections	4
Timed Dry	15, 30, 60, 90
Optional Accessories	
Dryer Stacking Kit	PN# STACKIT4X
15" Frigidaire Affinity® Pedestal Drawers	
Classic Red (R)	
Classic Blue (N)	
Classic Silver (A)	
Classic Black (B)	(B) PN# CFPWD15B
Classic White (W)	(W) PN# CFPWD15W
Mobile Home Installation Kit	PN# 137067200
Drying Rack	PN# 137067300
Certifications	
NSF® Certified Sanitize	
Specifications	
Maximum Exhaust Duct Length¹ (Ft.)	64
Power Supply Connection Location	Right Bottom Rear
Voltage Rating	240V / 60Hz / 30A
Connected Load (kW Rating) @ 240 Volts	5.0
Amps @ 240 Volts	24
Heating Element @ 240 Volts (Watts)	4,500
Shipping Weight (Approx.)	140 Lbs.

¹Rigid metal duct preferred, semi-rigid optional and allow deductions for elbows and vents. Refer to Installation Guide on web for additional information.

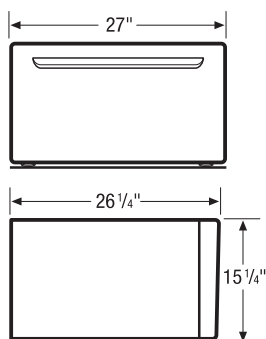
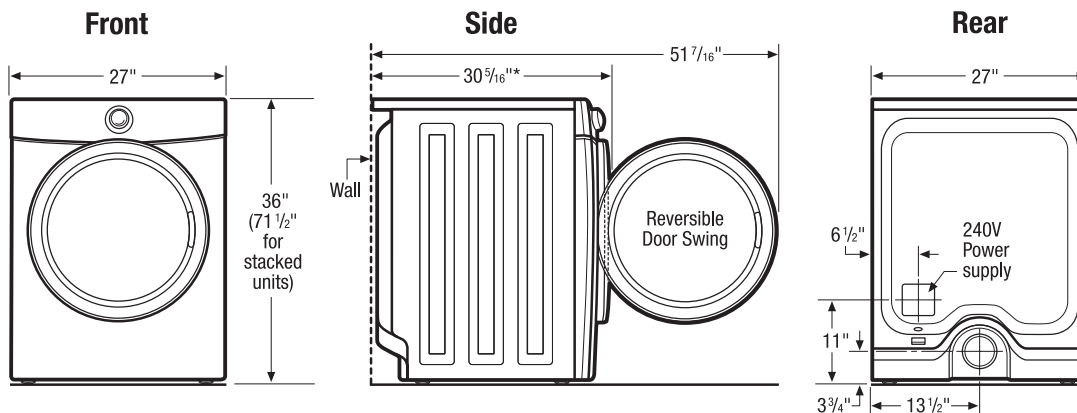


NOTE: For planning purposes only. Always consult local and national electric and plumbing codes. Refer to Product Installation Guide for detailed installation instructions on the web at frigidaire.com.



Product Dimensions	
A - Height (Single)	36"
Height (Stacked)	71-1/2"
B - Width	27"
C - Depth	30-5/16"
Depth with Door Open 90°	51-7/16"
Pedestal Dimensions	
A - Height	15-1/4"
B - Width	27"
C - Depth	26-1/4"

Accessories information available on the web at frigidaire.com

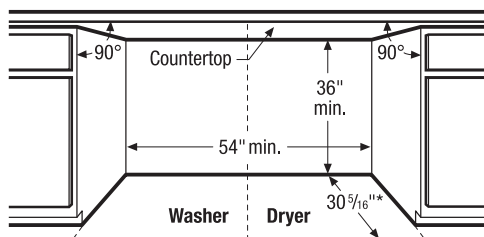


15" Drawer Pedestal Installation

Elevates dryer height to 51 1/4". For detailed pedestal installation, refer to instructions included with pedestal or on web. **Note:** Pedestal Installation requires modified utility hookup locations. For details, refer to Product Installation Guide on web.

Built-In Installations

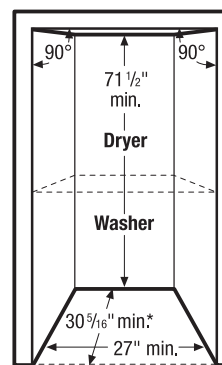
For built-in installations, NO minimum clearance required around sides or backs of units. For closet installation, allow additional 1" clearance between fronts of units and door. Location of plumbing, exhaust and utility hookups MUST be considered in built-in installations. For additional installation details, refer to Product Installation Guides on web.



Side-by-Side Units in Under-Counter Installation

Can be installed with standard countertop and/or cabinetry.

* To achieve minimal installation depth dimensions, dryer MUST be vented straight back. For installation with quick-turn 90° elbow, refer to Product Installation Guide on web for approximate clearances incurred with multi-directional exhausting options in freestanding, pedestal-mounted, or stacked installation.



Stacked Units in Recessed or Closet Installation

For detailed stacked installation, refer to instructions included with Stacking Kit or on web. **Note:** Stacked installation requires modified utility hookup locations for dryer. For details, refer to Product Installation Guide on web.

Front Load Dryer Specifications

- Product Shipping Weight (approx.) - 140 Lbs.
- An electrical supply with grounded three-prong receptacle is required.
- Voltage Rating - 240V/60 Hz/30 Amps
- Single phase 3- or 4-wire cable, 240 Volt, 60 Hertz AC only electrical supply with ground required on separate circuit fused on both sides of line. (Do not use same circuit as washer.)
- Connected Load (kW Rating) @ 240 Volts = 5.0kW
- Amps @ 240 Volts = 24 Amps
- Dryer MUST employ a 3-conductor NEMA 10-30 type SRDT or 4-conductor NEMA 14-30 type SRDT or ST (as required), rated at 240 volt AC minimum, 30 amp power supply cord marked for use with clothes dryers (not supplied).
- Grounding through neutral link prohibited in specific applications and certain locales, requiring use of 4-wire system. (For detailed electrical requirements, refer to Product Installation Guide on web.)
- Always consult local and national electric codes.
- Can be installed alone, with or without optional 15" Drawer Pedestal, or stacked above matching Frigidaire® Affinity Washer, which requires installation of optional Dryer Stacking Kit. (For installation details, refer to instructions included with optional pedestal or stacking kit or on web.)
- Can be built in with matching Frigidaire® Affinity Washer in under-counter, recessed or closet installation. (Refer to Built-In Installations on this page for cutout dimensions. For additional installation details, refer to Product Installation Guide on web.)
- Closet installation requires vented door with 2 unobstructed louvered openings, minimum 60 sq. in. each, located 3" from top and bottom of door. Full-length 120 sq. in. opening also acceptable. Allow additional 1" clearance between fronts of units and closed door.

- Do NOT install in area exposed to dripping water or outdoor weather conditions; where gasoline or other flammables are kept or stored; or where dryer comes in contact with curtains, drapes or anything that will obstruct flow of combustion and ventilation air.
- For garage installation, dryer MUST be located minimum 18" above floor.
- Floor MUST be solid with 1" maximum slope. Do NOT install on carpeted surface.
- Dryer MUST exhaust to outside of building, NOT into any concealed space.
- Exhaust installation requires minimum 4"-diameter rigid or semi-rigid metal duct with approved, unobstructed vent hood having swing-out damper(s). If installing rigid metal duct (preferred), do not exceed MAXIMUM venting run length of 64 ft., allow deductions for elbows and vents. If installing semi-rigid metal duct, do not exceed MAXIMUM venting run length of 8 ft., always allow deductions for elbows and vents (Refer to Product Installation Guide on web for additional information). Do NOT use flexible plastic or metal foil duct and use shortest run possible.
- Leveling legs supplied to level dryer properly and reduce excessive noise and vibration.

Note: For planning purposes only. Refer to Product Installation Guide on the web at frigidaire.com for detailed instructions.

Optional Accessories

- Dryer Stacking Kit - (PN# STACKIT4X).
- 15" Classic Black Drawer Pedestal - (PN# CFPWD15B).
- 15" Classic White Drawer Pedestal - (PN# CFPWD15W).
- Mobile Home Installation Kit - (PN# 137067200).
- Drying Rack - (PN# 137067300).