

# FRIGIDAIRE GALLERY

## Freestanding Range

LGEF3044TF

**ONLY AT  
LOWE'S!**  
¡SOLAMENTE EN LOWE'S!



### Signature Features



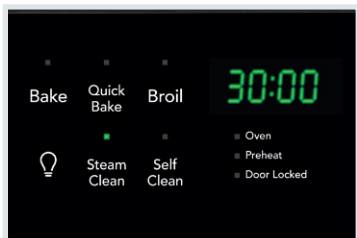
#### Quick Bake Convection

Bake faster and more evenly with Quick Bake Convection.



#### Quick Boil

Get meals on the table faster with the quick boil 3000W element.



#### Steam Cleaning

A 30-minute light oven cleaning that's chemical-free, odor-free, and fast.



#### One-Touch Self-Clean

Your oven cleans itself - so you don't have to. Self clean options available in 2, 3 and 4-hour cycles.

### 30" Electric

#### Product Dimensions

Height (Max.)	46-5/8"
Width	29-7/8"
Depth (Including Handle)	28-13/32"

#### More Easy-To-Use Features

**Smudge-Proof™ Stainless Steel**  
Resists fingerprints and cleans easily.

#### SpaceWise® Expandable Elements

Flexible elements expand to meet your cooking needs — big or small.

#### SpaceWise® Warming Zone

Keep food warm on the cooktop until everything — and everyone — is ready.

#### Built with American Pride

Designed, engineered and assembled in the U.S.A.

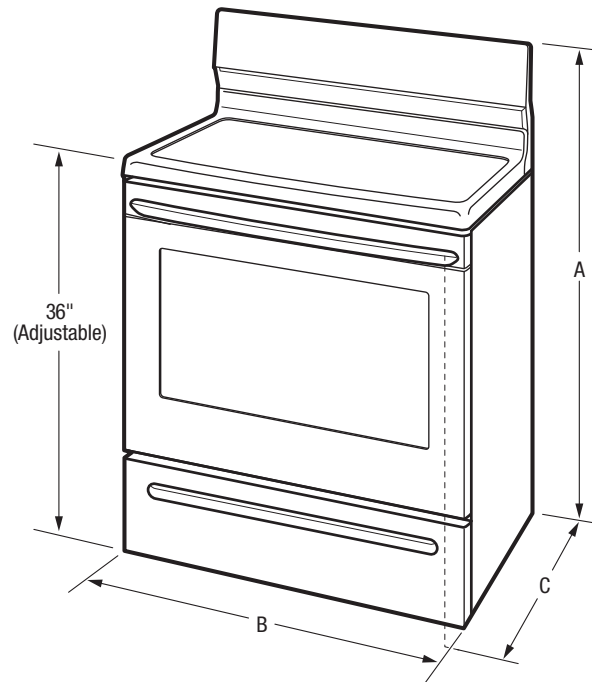
#### Available in:



Stainless  
(F)

Elements	Size	Watts
Right Front	9" / 12" Expandable	1,800 / 3,000
Right Rear	6"	1,200
Left Front	6" / 9" Expandable	1,400 / 3,000
Left Rear	6"	1,200
Center	SpaceWise® Warming Zone	100

Features	
Oven Control/Timing System	Express-Select® Controls
Surface Type	Black Ceramic Glass
Window	Extra-Large
Exterior Door Finish	Smudge-Proof™ Stainless Steel
Handle Design	Stainless Steel
Exterior Finish (Side Panels)	Black
Convection System	Quick Bake Convection
Oven Cleaning System	Self Clean
Drawer Functionality	Storage
Oven Controls	
Bake/Broil	Yes/Variable High/Low
Effortless™ Convection Conversion	
Convection Bake/Broil/Roast	
Quick Bake Convection	Yes
Quick Preheat	
Effortless™ Temperature Probe	
Keep Warm	
Add-a-Minute	
Delay Start	Yes
Self Clean	2, 3, 4 Hours
Quick Clean Option	Yes
Delay Clean	Yes
Kitchen Timer/Timed Cook Option	Yes/Yes
Auto Oven Shut-Off	Yes
Oven Lock-Out	Yes
Lower Drawer Control	
Cooktop Features	
Right Front Element (Watts)	SpaceWise® Expandable 9"/12" - 1,800/3,000
Right Rear Element (Watts)	6" - 1,200
Left Front Element (Watts)	SpaceWise® Expandable 6"/9" - 1,400/3,000
Left Rear Element (Watts)	6" - 1,200
Bridge Element (Watts)	
Center Element (Watts)	SpaceWise® Warming Zone - 100
Hot Surface Indicator Light	Yes
Oven Features	
Capacity (Cu. Ft.)	5.4
Oven Light	1
Hidden Bake Element	Yes
Rack Configuration	2 Standard
Baking System	Even Baking Technology
Broiling System	Vari-Broil™ Hi/Lo
Bake Element/Broil Element (Watts)	3,500/3,900
Drawer Racks	
Specifications	
Oven Interior (H x W x D)	19-3/4" x 24-3/8" x 19-1/8"
Power Supply Connection Location	Middle Bottom Rear
Voltage Rating	240V/208V/60 Hz
Connected Load (kW Rating) @ 240/208 Volts	12.5/9.5
Shipping Weight (Approx.)	180 Lbs.



**NOTE:** For planning purposes only. Always consult local and national electric codes. Refer to Product Installation Guide for detailed installation instructions on the web at [frigidaire.com](http://frigidaire.com).



Product Dimensions		Cabinet Cutout Dimensions	
A - Height (Max.)	46-5/8"	Height (Standard)	36"
B - Width	29-7/8"	Width (Min.)	30"
C - Depth (Including Handle)	28-13/32"	Depth (Min.)	24"
Depth with Door Open 90°	48-5/8"		

Accessories information available on the web at [frigidaire.com](http://frigidaire.com)

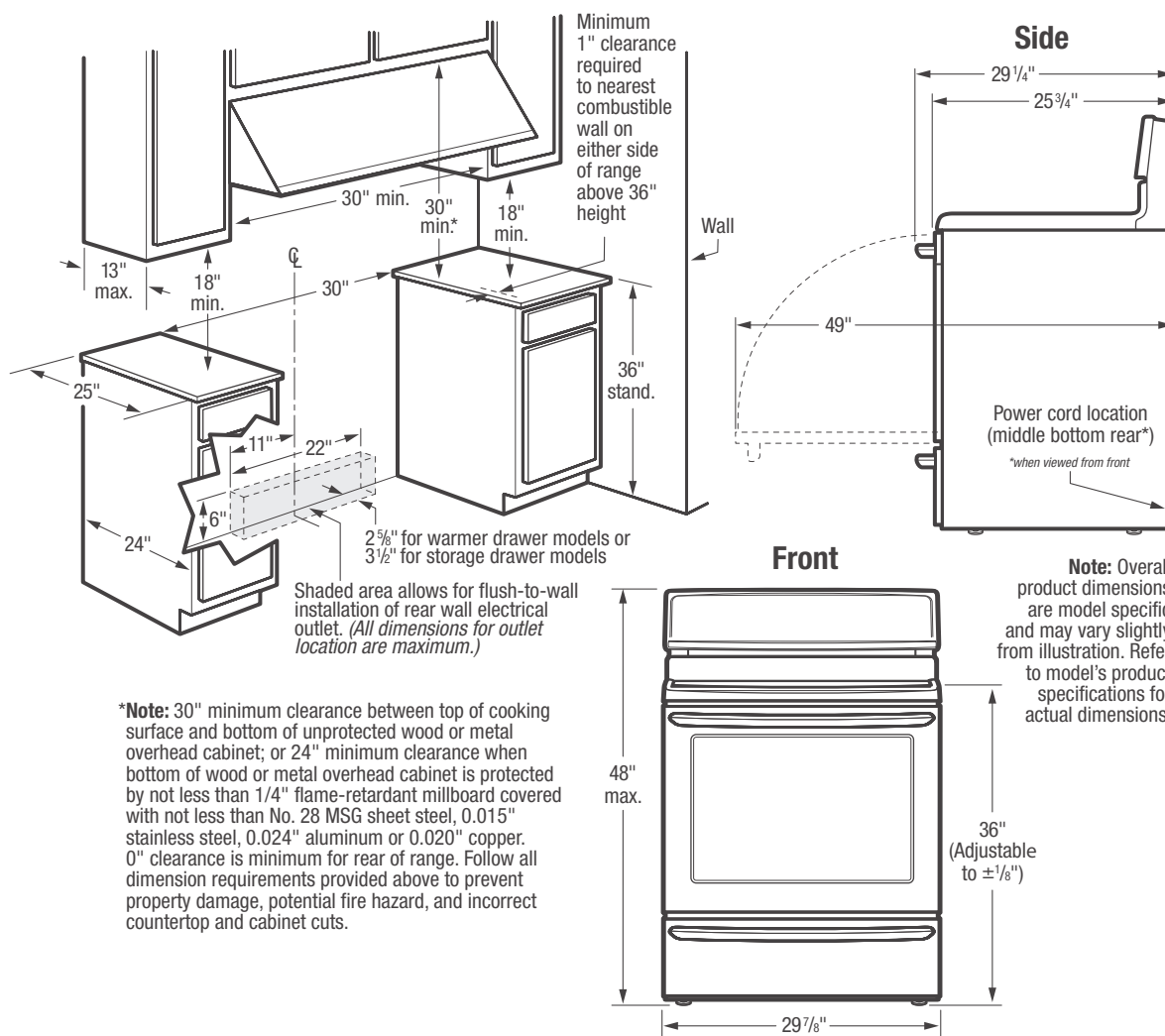
**FRIGIDAIRE**

USA • 10200 David Taylor Drive • Charlotte, NC 28262 • 1-800-FRIGIDAIRE • [frigidaire.com](http://frigidaire.com)  
CANADA • 5855 Terry Fox Way • Mississauga, ON L5V 3E4 • 1-800-265-8352 • [frigidaire.ca](http://frigidaire.ca)

LGEF3044T 05/17

© 2017 Electrolux Home Products, Inc.

Specifications  
subject to change.



### Freestanding Range Specifications

- Product Shipping Weight (approx.) - 180 Lbs.
- Single phase 3- or 4-wire cable, 120/240 or 120/208 Volt, 60 Hertz, fused on both sides of line with ground.
- Connected Load (kW Rating) @ 240/208 Volts = 12.5/9.5 kW
- Always consult local and national electric codes.
- Make sure wall coverings around range can withstand heat generated by range.
- Floor beneath range MUST be solid and level.
- Overhead cabinetry should not exceed a 13" maximum depth.
- Absolute minimum horizontal distance between overhead cabinets installed to either side of appliance must be no less than maximum width of appliance.
- Range can be installed flush to wall with 0" minimum rear clearance.
- Minimum 1" clearance required from edge of rangetop to nearest combustible wall on either side of range above 36" height.

- Allow 30" minimum clearance between top of cooking surface and bottom of unprotected wood or metal overhead cabinet; or 24" minimum clearance when bottom of wood or metal overhead cabinet is protected by not less than 1/4" flame retardant millboard covered with not less than No. 28 MGS sheet steel, 0.015" stainless steel, 0.024" aluminum or 0.020" copper.
- To reduce risk of fire when using overhead cabinetry, install range hood that projects horizontally a recommended minimum of 5" beyond bottom of cabinets.
- Follow all dimension requirements provided to prevent property damage, potential fire hazard, and incorrect countertop and cabinet cuts.

**Note:** For planning purposes only. Refer to Product Installation Guide on the web at [frigidaire.com](http://frigidaire.com) for detailed instructions.

### FRIGIDAIRE

USA • 10200 David Taylor Drive • Charlotte, NC 28262 • 1-800-FRIGIDAIRE • [frigidaire.com](http://frigidaire.com)  
 CANADA • 5855 Terry Fox Way • Mississauga, ON L5V 3E4 • 1-800-265-8352 • [frigidaire.ca](http://frigidaire.ca)

LGEF3044T 05/17

© 2017 Electrolux Home Products, Inc.



Specifications  
subject to change.