



# Side-by-Side Refrigerators

FFHS2622M S/H<sup>1</sup>/M/W/B/Q

26 Cu. Ft. Standard-Depth



## Product Dimensions

Height (Including Hinges & Rollers)	69-7/8"
Width (Doors)	36"
Depth (Including Door)	32"

## More Easy-To-Use Features

**Control Lock Option**

**Filter Change Alert**

**Attractive Stainless Steel Exterior<sup>2</sup>**

**Store-More™ Humidity-Controlled Crisper Drawers**

Keep your fruits and vegetables fresh in our humidity-controlled crisper drawers.

**Store-More™ Gallon Door Bins**

Door storage gives you room for larger items — like a gallon of milk.

**Full-Width Freezer Shelf**

Gives you more usable space to organize and store more.

**Energy Saver Plus Technology**

Our refrigerator will automatically go into an energy-saving mode if not opened for 24 hours.<sup>3</sup>

## Signature Features

### Adjustable Interior Storage

Over 100 ways to organize and customize your refrigerator.

### PureSource 3®

PureSource 3® Water Filtration gives you cleaner, better tasting water at your fingertips.


### Ready-Select® Controls

Easily select options with the touch of a button.

### Bright Lighting

Our bright lighting makes it easy to see what's inside.

## Available in:

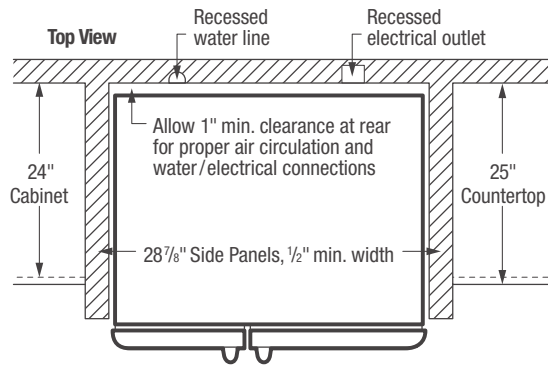
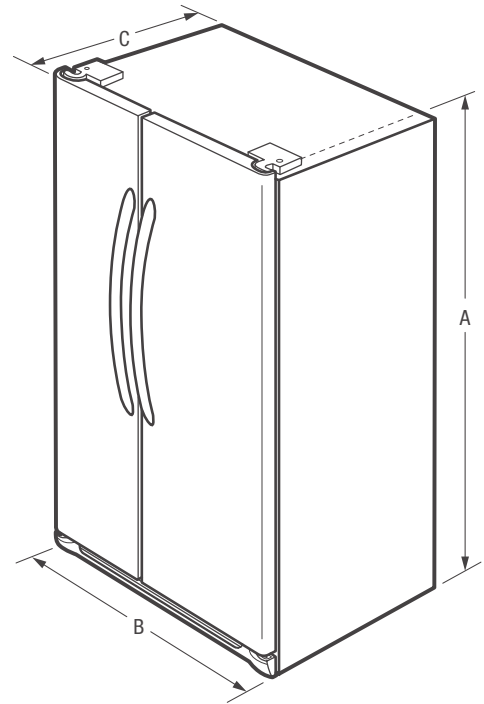
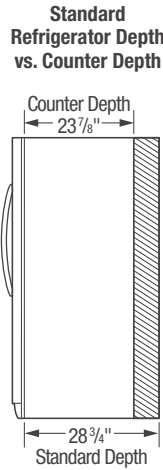


<sup>1</sup>Stainless with black handle.

<sup>2</sup>Select models only.

<sup>3</sup>If this refrigerator door is not opened for 24 hours AND the refrigerator system is set to the 12-hour defrost cycle, then the system automatically goes to a 96-hour compressor run time defrost cycle to conserve electricity.

<b>Features</b>	
Door Design	UltraSoft™
Door Handle Design	Stainless (S), Black (H/M), C-Coordinated (W/B/Q)
Cabinet Finish	Black (S/H/M), C-Coordinated (W/B/Q)
Door Stops/Door Closers	Yes/Yes
Door Hinge Covers	Hidden
Rollers - Front/Rear	Adjustable/Yes
Energy Saver Plus Technology	Yes
Water Filter Location	Top Right Rear
Sound Package	Quiet Pack
<b>Dispenser</b>	
Controls	Ready-Select*
Dispenser Design	Tall, 2-Paddle
Number of Dispenser Buttons	5
Crushed Ice/Cube Ice/Chilled Water	Yes/Yes/Yes
Ice Option/Freeze Option	
Display On/Off Option	
Lock/Light	Yes/Yes
Temp/Door Ajar/Power Failure Alerts	
Water Filter Change Indicator Light	Yes
Air Filter Change Indicator Light	
<b>Refrigerator Features</b>	
Interior Lighting	Bright
Water Filter Type	PureSource 3*
Air Filter Type	
Fixed Shelves	3 SpillSafe*
Sliding Shelves	
Cool Zone™ Drawer	
Wine/Can Rack	
Upper Crisper/Lower Crisper	1 Clear/1 Clear
Humidity Controls	1
Dairy Compartment	1 Clear
Fixed Door Bins	2 Two-Liter White
Adjustable Door Bins	2 One-Gallon White
Non-Slip Bin Liner/Bottle Retainers	
Condiment Bin	
<b>Freezer Features</b>	
Door Bins/Tilt-Out Wire Door Bins	4 White/No
Fixed Shelves	1 Flip-Out/2 Wire
Full Extension Baskets	
Full Freezer Baskets	1 Plastic
Half Freezer Baskets	
Ice Cream Shelf/Pizza Shelf	
SpaceSaver™ Shelf	
Lighting	Bright
<b>Certifications</b>	
ENERGY STAR®	No
<b>Specifications</b>	
Total Capacity (Cu. Ft.)	26.0
Refrigerator Capacity (Cu. Ft.)	16.46
Freezer Capacity (Cu. Ft.)	9.50
Power Supply Connection Location	Right Bottom Rear
Water Inlet Connection Location	Left Bottom Rear
Voltage Rating	120V/60Hz/15 or 20A
Connected Load (kW Rating) @ 120 Volts¹	1.02
Amps @ 120 Volts	8.5
Minimum Circuit Required (Amps)	15
Shipping Weight (Approx.)	300 Lbs.



*NOTE: For planning purposes only. Always consult local and national electric and plumbing codes. Refer to Product Installation Guide for detailed installation instructions on the web at [frigidaire.com](http://frigidaire.com).*



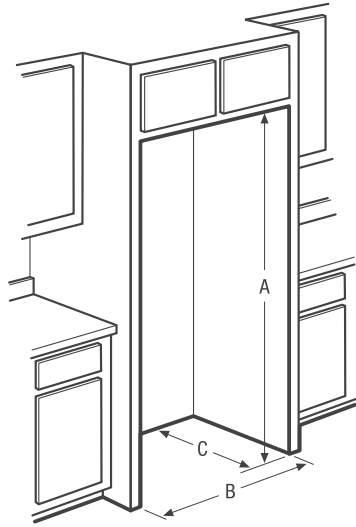
<b>Product Dimensions</b>	
A - Height (Incl. Hinges & Rollers)	69-7/8"
B - Cabinet Width/Door Width	35-7/8" / 36"
C - Depth (Incl. Door)	32"
Depth with Door Open 90°	49-1/2"

<sup>1</sup>For use on adequately wired 120V, dedicated circuit having 2-wire service with a separate ground wire. Appliance must be grounded for safe operation.

Accessories information available on the web at [frigidaire.com](http://frigidaire.com)

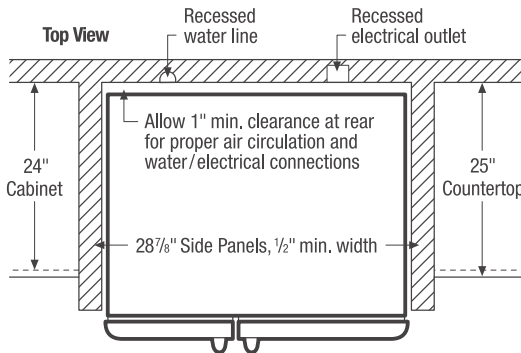
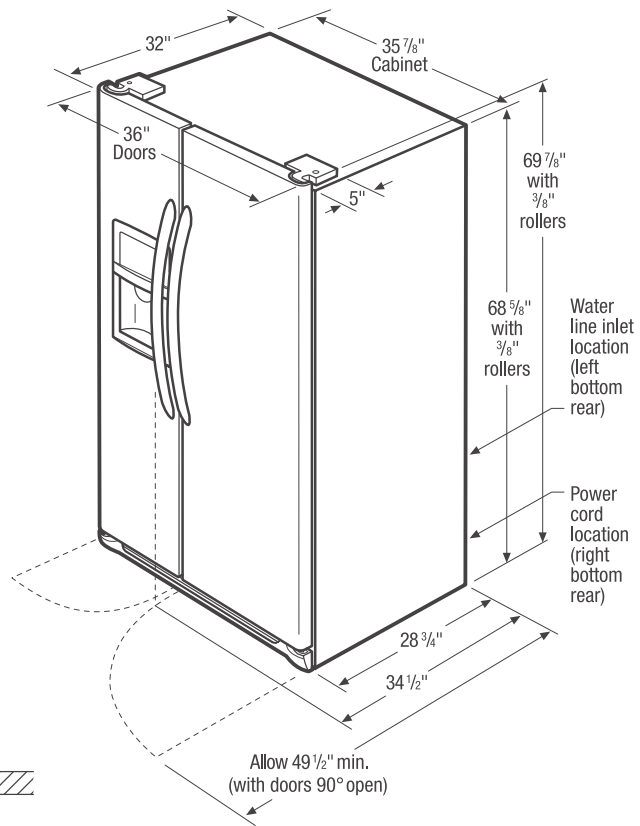
**FRIGIDAIRE**

USA • 10200 David Taylor Drive • Charlotte, NC 28262 • 1-800-FRIGIDAIRE • [frigidaire.com](http://frigidaire.com)  
 CANADA • 5855 Terry Fox Way • Mississauga, ON L5V 3E4 • 1-800-265-8352 • [frigidaire.ca](http://frigidaire.ca)



**“Built-In Look”  
Cutout Dimensions**

(A) 70 1/4" (B) 36" (C) 28 7/8"



**Side-by-Side Refrigerator Specifications**

- Product Shipping Weight (approx.) - 300 Lbs.
- Voltage Rating - 120V/60 Hz/15 or 20 Amps
- Connected Load (kW Rating) @ 120 Volts = 1.02 kW (For use on adequately wired 120V, dedicated circuit having 2-wire service with a separate ground wire. Appliance must be grounded for safe operation.)
- Amps @ 120 Volts = 8.5 Amps
- Always consult local and national electric & plumbing codes.
- Floor should be level surface of hard material, capable of supporting fully loaded refrigerator.
- When installing refrigerator adjacent to wall, cabinet or other appliance that extends beyond front edge of unit, 20" minimum clearance recommended to allow for optimum 120° to 180° door swing, providing complete drawer/crisper access and removal. (*Absolute 4-1/2" minimum clearance will ONLY allow for 90° door swing which will provide drawer/crisper access with restricted removal.*)
- To ensure optimum performance, avoid installing in direct sunlight or close proximity to range, dishwasher or other heat source.
- For proper ventilation, front grille MUST remain unobstructed.

- Recess electrical outlet when possible.
- Water recess on rear wall recommended to prevent water line damage.
- Water Pressure - Cold water line must provide between 30 and 100 pounds per square inch (psi).
- Copper tubing with 1/4" O.D. recommended for water supply line with length equal to distance from rear of unit to household water supply line plus 7 additional feet. Optional Water Supply Installation Kits available.
- Adjustable front rollers to assist with door alignment.

**“Built-In Look” Specifications**

- Minimum opening of 70-1/4" H x 36" W x 28-7/8" D required to allow for ease of installation, proper air circulation, and plumbing/electrical connections.
- Remove all wall/floor molding prior to installation.

**Note: For planning purposes only. Refer to Product Installation Guide on the web at [frigidaire.com](http://frigidaire.com) for detailed instructions.**