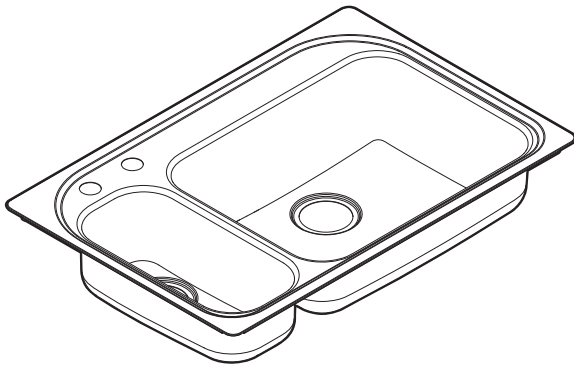




Buy it for looks. Buy it for life.®

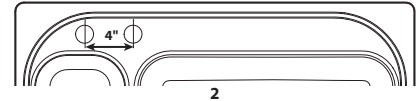


Specifications

Model Number	Faucet Holes	Depth-Inches (left bowl, right bowl)	Drain Placement	Model Specified
G202852B	2	5-1/2", 6-1/2"	Rear (Center)	

Faucet Hole Configurations

1-1/2" (38mm) diameter faucet holes
4" (102mm) Center



SINK DESCRIPTION

- 2000 Series double bowl drop-in sink
- 20 gauge stainless steel, Brushed finish
- Rear drain, 2 faucet holes as indicated
- U-channel mounting system, hardware included
- SoundSHIELD sound absorbing system

CUT OUT DIMENSIONS

- 32 3/8" x 21 3/8" with 3/8" corner radius. Tolerance of plus or minus 1/16" is acceptable

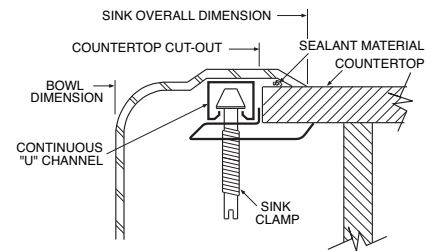
STANDARDS

- Third party certified by IAPMO to meet ASME A112.19.3/CSA B45.4 and all applicable specifications referenced

WARRANTY

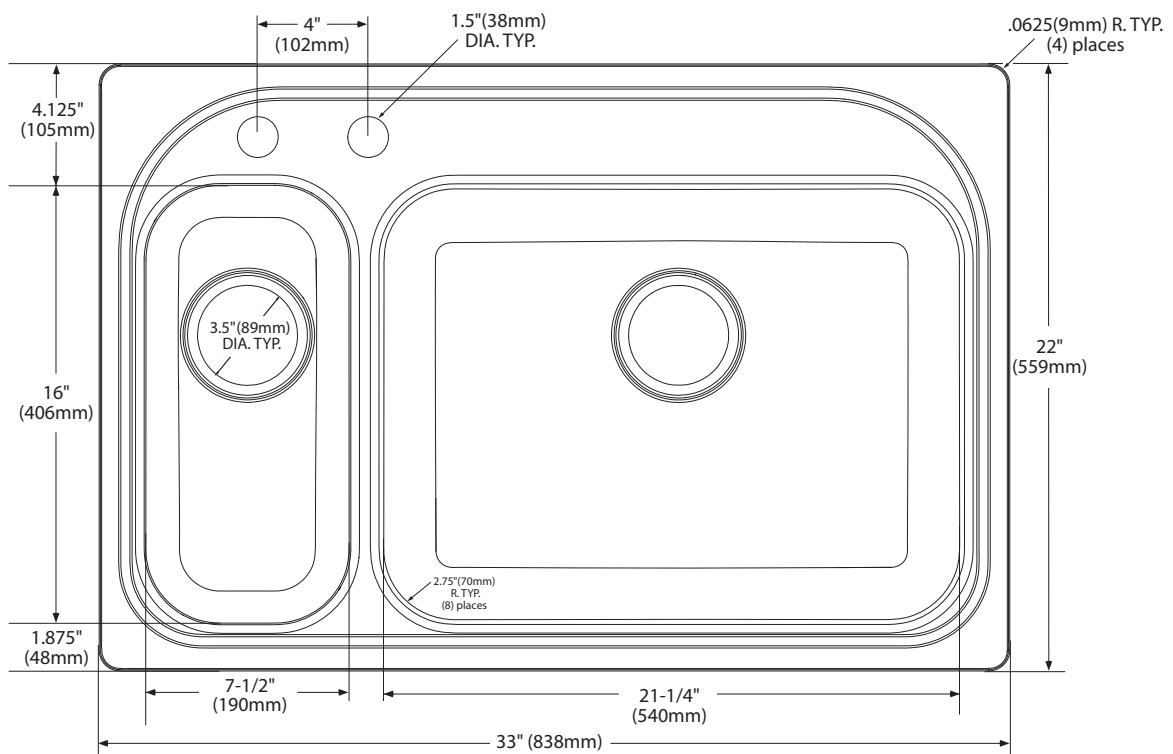
- Limited lifetime warranty against material or manufacturing defects to the original consumer purchaser

MADE IN THE USA
Installation Detail



CRITICAL DIMENSIONS

(DO NOT SCALE)



FOR MORE INFORMATION CALL: 1-800-BUY-MOEN

www.moen.com