

THE FORD
BATHROOM
Anywhere[™]
Wastewater Transfer System

new
& IMPROVED

Easily install a toilet, sink & shower/bathtub
virtually anywhere!

- *Enhanced styling*
- *Easier to install*
- *1.28 gallons per flush saves water*



Industry-best
3 Year
Limited Warranty

THEFORD
BATHROOM
AnywhereTM
Wastewater Transfer System

**DON'T BREAK
CONCRETE!**



Ideal for basements...
and much more!

Bathroom Anywhere's system – macerator and rear-discharge toilet – enables homeowners to install a bathroom with toilet, sink and shower/bathtub in places where traditional gravity plumbing is unavailable.

It saves the installer time, money and mess by avoiding the break-up of concrete floors to install underground plumbing required by traditional bathroom fixtures.

- **Loft Conversions**
- **Wet Bars**
- **Special Needs Facilities**
- **Garage Conversions**
- **Areas with Slab Floors**
- **And More!**

Pumps up to **18 ft** 
vertical rise
and **150 ft** 
horizontal run

new
.....
ADA
COMPLIANT

SHOWER/BATH 

 SINK



Superior engineering & split design for easy access and maintenance



Macerator System

- Powerful 0.8 HP centrifugal pump
- Clog-resistant design
- Manual override button to aid in clearing obstructions

Safety

- Built-in backflow prevention
- Overheat and circuit protection

WHISPER QUIET

Unique Split Design

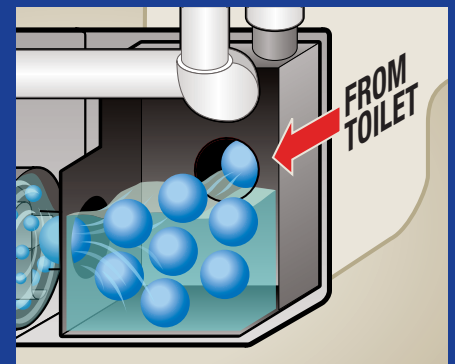
- Allows easy, no-mess servicing if needed
- No need to disconnect plumbing lines or toilet

China Toilet Tank & Bowl

- Rear-discharge toilet with 1.28 gallon flush
- Contemporary styling
- Round and elongated bowl
- 18 1/2" seat height complies with ADA Height Guidelines and ANSI Standards (A119.2.3)
- **"Slow-Close" Seat and Cover** included

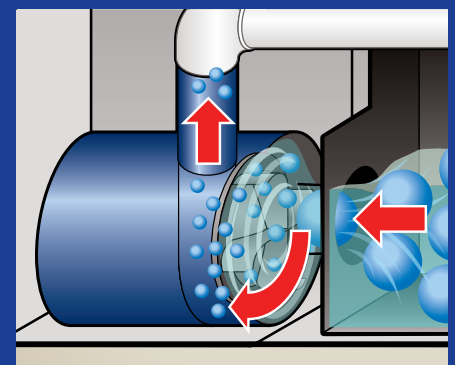


How It Works: Three Steps in Three Seconds

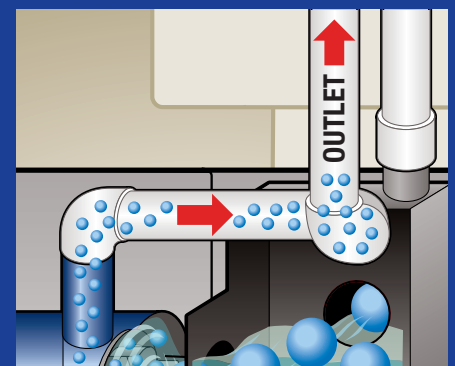


- 1 When the toilet is flushed, a strong suction draws waste into the macerator.

The unit also accepts wastewater from a sink and shower/tub – or even a wet bar.



- 2 The powerful macerator disintegrates the waste. Its uniquely-molded blade prevents materials from getting clogged.



- 3 The system pumps disintegrated waste up to **18-foot vertical rise and 150-foot horizontal run** to main sewer line.

3 Easy Installation Options:



1 System and Plumbing Hidden



2 System Exposed, Plumbing Hidden



3 System and Plumbing Exposed

System Includes:

- 120V macerator pump
- Integral anti-siphon backflow prevention
- 6' power cord (Grounded Plug)
- 3" connection for toilet
- 2" connection for shower/bathtub
- 1.5" connection for sink
- 1.5" connection for vent stack
- 1.25" discharge connection
- Installation hardware w/clamps
- Installation instructions



Rear Discharge Toilet

- Slow-close Seat & Cover
- Chrome Finish Handle
- Contemporary Styling
- Complies with ADA Height Guidelines and ANSI Standards (A112.19.2M)

Toilet tank and bowl are available in White or Bisque and are sold separately

Specifications:

- Max. 55 GPM (gallons per minute)
- 0.8 Horsepower
- Amp Draw: 8A @ 120V

Macerator Pump Dimensions:

18.5" w x 11.5" h x 7" d

Color: White

Weight: 26 lbs


Required (not included):

- GFCI electrical outlet
- Plumbing fittings and pipes

Benefits:

- No expensive extension pipe required to conceal plumbing – save money on installation
- Maximum water temperature is much higher than the competition
- Proven performance – decades of successful installations
- Tested to 2 million cycles – allows Bathroom Anywhere™ to have the longest warranty in the industry

Follow all applicable local building codes and standards. See Owner's Manual for details.



Complies With
ASME A112.3.4
CSA B45.9



Complies With
UL 778
CSA C22.2
No.108
E113014



For more information
call **1.800.543.1219**
www.bathroomanywhere.com



Thetford Corporation
Ann Arbor, Michigan

Thetford has been a world leader in sanitation products since 1963.

