

Project Name:	Prepared By:
Project Number:	Date:
Catalog Number:	Type:

Product Dimensions

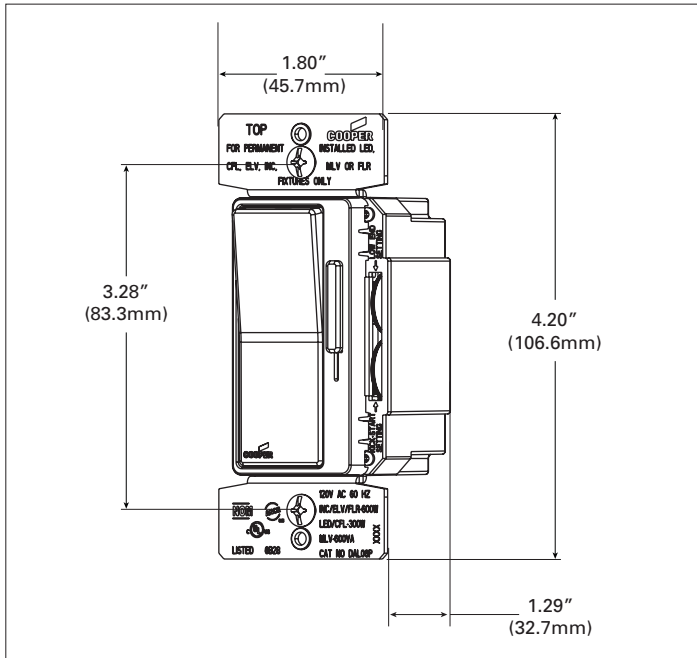
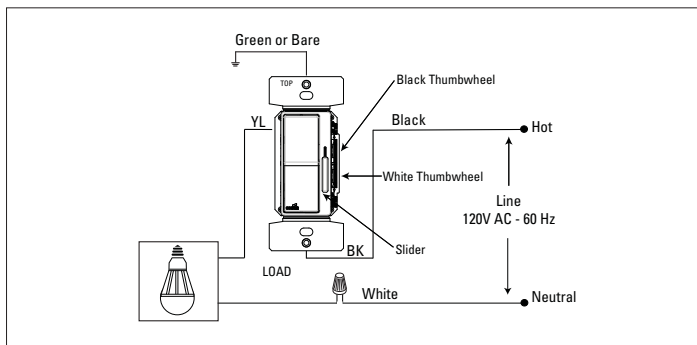


Figure 1. DAL06P Line Art with Dimensions

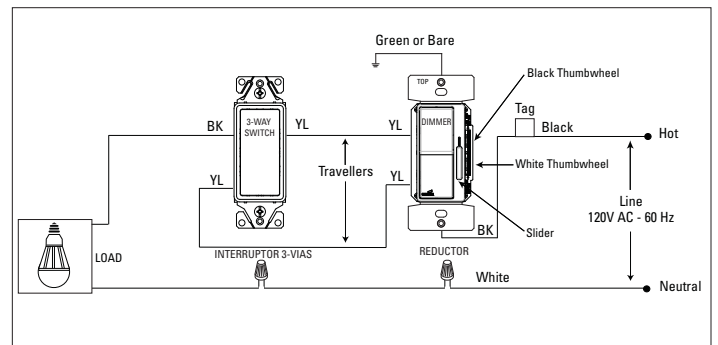
Wiring Diagrams

Single-Pole Wiring Diagram
INC, HAL, LED/CFL, FLR, MLV, ELV



Note: Location of terminal screws are color-coded with "BK" or "YL"

3-Way Wiring Diagram
INC, HAL, LED/CFL, FLR, MLV, ELV



Note: 3-way switch must be used at the other locations.