

COUNTERTOP LAVATORY K-2917

Features

- KOHLER cast iron
- With overflow
- Optional soap dispenser hole on left (-L) or right (-R)
- 8" (20.3 cm) centers (-8), 4" (10.2 cm) centers (-4), or single-hole (-1)
- 19" (48.3 cm) diameter

ADA

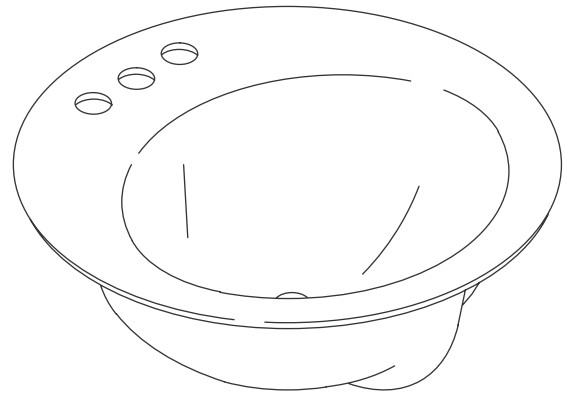
CSA B651

OBC

Codes/Standards Applicable

Specified model meets or exceeds the following:

- ADA
- CSA B651
- OBC
- ASME A112.19.1/CSA B45.2
- State of Massachusetts
- CABO/ANSI A117.1



Colors/Finishes

- 0: White
- Other: Refer to Price Book for additional colors/finishes

Accessories

- CP: Polished Chrome

Specified Model

Model	Description	Colors/Finishes	
K-2917-8	8" (20.3 cm) centers lavatory less soap dispenser hole	<input type="checkbox"/> 0	<input type="checkbox"/> Other _____
K-2917-4	4" (10.2 cm) centers lavatory less soap dispenser hole	<input type="checkbox"/> 0	<input type="checkbox"/> Other _____
K-2917-4L	4" (10.2 cm) centers lavatory with soap dispenser hole on left	<input type="checkbox"/> 0	<input type="checkbox"/> Other _____
K-2917-4R	4" (10.2 cm) centers lavatory with soap dispenser hole on right	<input type="checkbox"/> 0	<input type="checkbox"/> Other _____
K-2917-1	Single hole lavatory less soap dispenser hole	<input type="checkbox"/> 0	<input type="checkbox"/> Other _____
K-2917-1L	Single hole lavatory with soap dispenser hole on left	<input type="checkbox"/> 0	<input type="checkbox"/> Other _____
K-2917-1R	Single hole lavatory with soap dispenser hole on right	<input type="checkbox"/> 0	<input type="checkbox"/> Other _____
Recommended Accessories			
K-8998	P-Trap		<input type="checkbox"/> CP

Product Specification

The countertop lavatory shall be made of cast iron. Lavatory shall be 19" (48.3 cm) in diameter. Lavatory shall have 8" (20.3 cm) centers (K-2917-8), 4" (10.2 cm) centers (K-2917-4), or single-hole (K-2917-1) drilling. Lavatory shall have overflow. Lavatory shall have optional soap dispenser hole on left (-L) or right (-R). Lavatory shall be Kohler Model K-2917-_____-_____.

RADIANT®

Technical Information

Fixture:*	
Basin area	14" (35.6 cm) x 12" (30.5 cm)
Water depth	5" (12.7 cm)
Drain hole	1-11/16" (4.3 cm) D.
* Approximate measurements for comparison only.	

Holes	K-2917-8	K-2917-4	K-2917-1
Spout	1-1/8" (2.9 cm) D.	1-1/8" (2.9 cm) D.	1-3/8" (3.5 cm) D.
Faucet	1-3/8" (3.5 cm) D.	1-3/16" (3.3 cm) D.	
Soap dispenser		1-1/4" (3.2 cm) D.	

Included components:	
Overflow ferrule	84896
Cut-out template	101082-7

Installation Notes

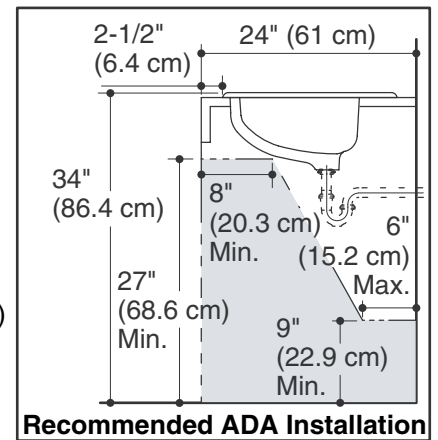
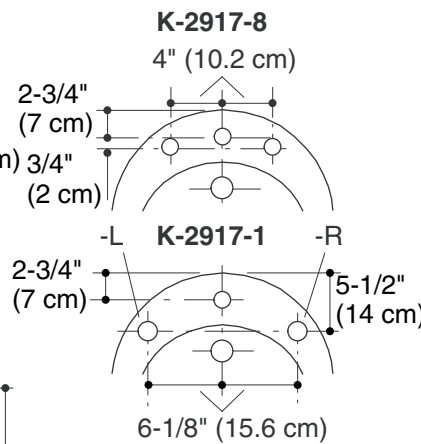
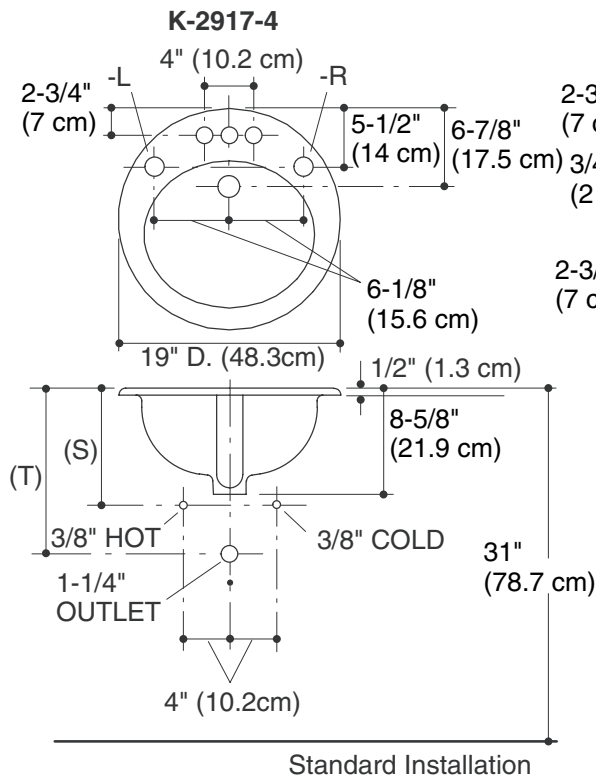
Install this product according to the installation guide.

NOTICE: Countertop manufacturer or cutter **must** use the cutout template provided with the product, or a current one provided by Kohler Co. (call 1-800-4-KOHLER). Kohler Co. is not responsible for cutout errors when the incorrect cutout template is used.

Will comply with **ADA** when installed per Section 606 Lavatories of the Act.

Will comply with **CSA B651** when installed per Clause 4.3.3 of the standard.

Will comply with **OBC** when installed per Clause 3.8.3.11.



(T) Pop-up drain 14-3/16" (36 cm), grid drain 13-5/16" (33.8 cm).		
Supply (Based on 12" riser which may require cutting).	K-2917-4 K-2917-1	K-2917-8
(S)	10" (25.4 cm)	14" (35.6 cm)

Product Diagram