



Mayfield™

Top-mount Kitchen Sink
K-5964-1

Features

- 27-inch minimum base cabinet width.
- Single bowl.
- 7-3/4-inch depth.
- Single faucet hole.
- Enameled cast iron.

Material

- KOHLER® enameled cast iron.

Installation

- Top-mount

Recommended Products/Accessories

- K-9000 P-Trap
- K-6003 Sink Rack
- K-6539 Drainboard with Sink Rack
- K-6377 Sponge Caddy
- K-6378 Kitchen Brush Caddy
- K-6379 Kitchen Squeegee
- K-6382 Disinfecting Wipes Dispenser
- K-6383 Soap Dispenser
- K-8618 Paper Towel Holder
- K-8619 Flexible Kitchen Mat
- K-8624 Dish Scraper
- K-8801 Sink Strainer
- K-8799 Sink Strainer

Optional Products/Accessories

- K-6513 Cutting Board



Codes/Standards









ASME A112.19.1/CSA B45.2

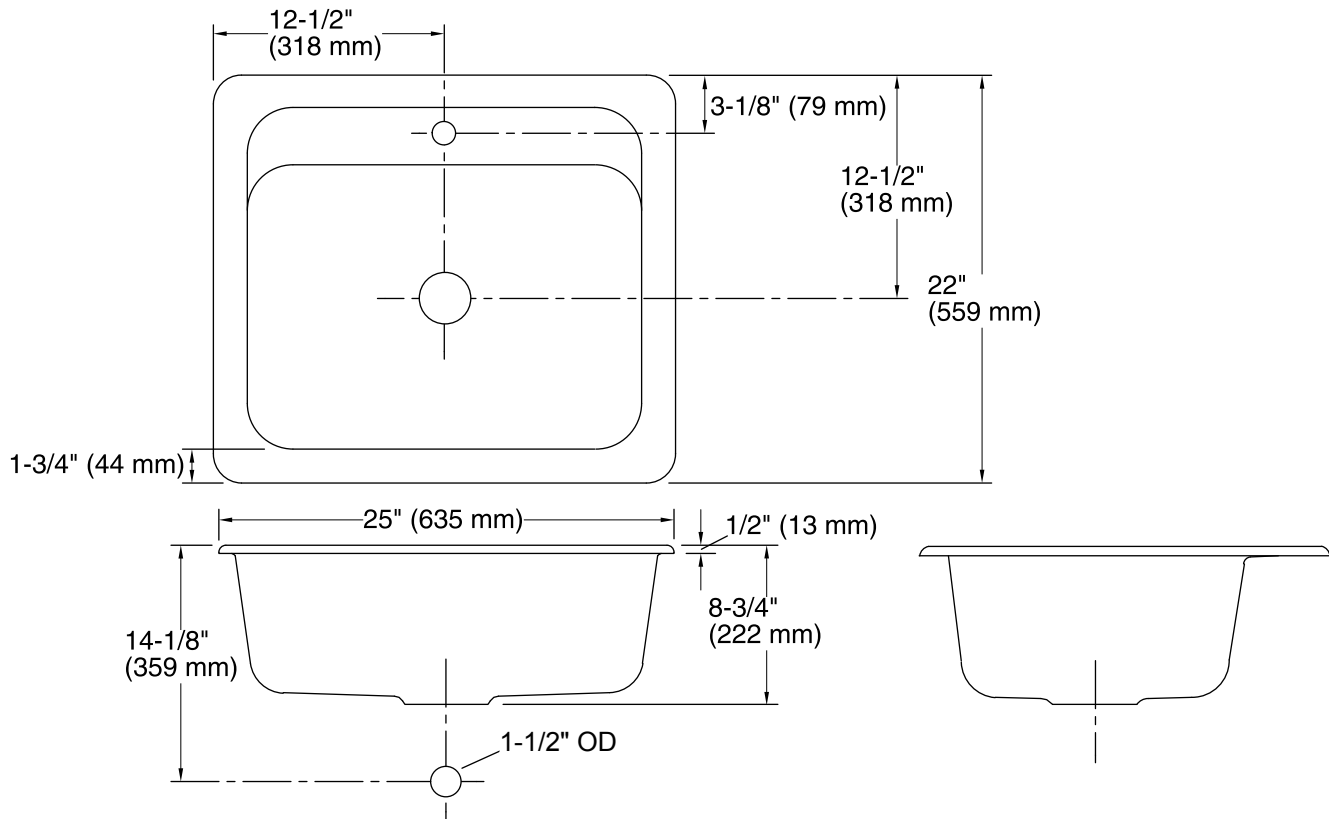
KOHLER® Enameled Cast Iron Kitchen Sink Lifetime Limited Warranty

See website for detailed warranty information.

Available Colors/Finishes

Color tiles intended for reference only.

Color	Code	Description
	0	White
	96	Biscuit
	47	Almond
	K4	Cashmere
	R1	Roussillon™ Red
	30	Iron Cobalt
	7	Black Black™
	97	Timberline™



Technical Information

All product dimensions are nominal.

Bowl configuration:	Single
Installation:	Top-mount
Cutout:	Top-mount, 23-3/4" x 20-3/4" (603 mm x 527 mm) with 1" (25 mm) radius corners
Bowl area (Only):	Length: 22" (559 mm) Width: 15" (381 mm) Bowl depth: 8" (203 mm) Water depth: 7-3/4" (197 mm)
Drain hole:	3-5/8" (92 mm)
Template:	1031341-7, required, included

Notes

Install this product according to the installation instructions.