



Brookline®
Drop-in Bathroom Sink
K-2202-4

Features

- 4-inch center faucet holes.
- Round basin.
- Overflow drain.

Material

- Vitreous china.

Installation

- Drop-in



ADA **CSA B651**

Codes/Standards








ASME A112.19.2/CSA B45.1
ADA
ICC/ANSI A117.1
CSA B651

KOHLER® One-Year Limited Warranty

See website for detailed warranty information.

Available Colors/Finishes

Color tiles intended for reference only.

Color	Code	Description
	0	White
	96	Biscuit
	47	Almond
	NY	Dune
	95	Ice™ Grey
	G9	Sandbar
	7	Black Black™

