

JSP42SN

GE® 30" Slide-In Electric Range with Self-Cleaning Oven

Dimensions and Installation Information (in inches)

KW Rating	
240V	11.6
208V	8.7

Note: Cabinets installed adjacent to slide-in ranges must have an adhesion spec of at least 194° temperature rating.

Note: To reduce the possibility of scorching the side walls above the countertop when no load is present on burners, it is recommended that a minimum 6" spacing from adjacent side wall be allowed for possible extended high-heat element operation.

Receptacle Locations: For all 30" Slide-In Ranges locally approved flexible service cord or conduit must be used because terminals are not accessible after range installation. See shaded area in drawing for location of electrical outlet box. Recommended outlet locations allow range to be installed directly against rear wall.

Optional Kits For Slide-In Electric Ranges (Available At Additional Cost)

Accessory Backguards

(Attaches to the back of range as a backguard when unit is installed in 30" free-standing cutout)

JXS32SS (Stainless) - 4" High
JXS32BB (Black) - 4" High
JXS37BB (Black) - 5-1/4" High

Body Sides

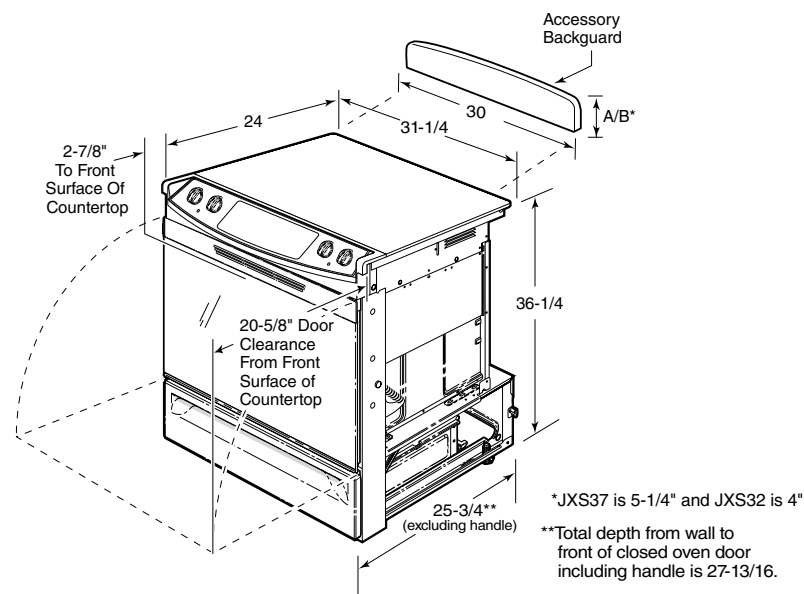
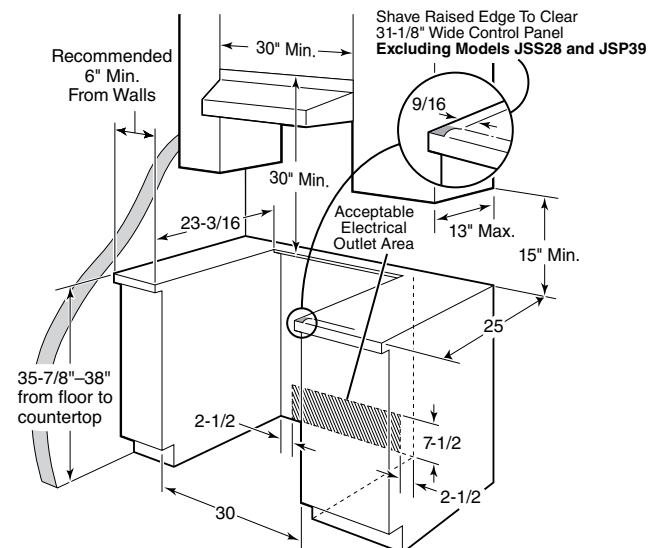
(Slide-in ranges are sold without sides installed. Can be installed on either left or right when unit has one exposed side [no cabinet adjacent]. Kit contains 1 body side)
JXS77BB (Black)

Rear Filler Strip

WB07T10680 - Black Filler Strip Assembly

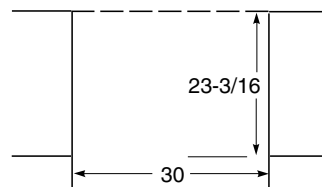
Optional Lower Trim Kits

(If counter height is greater than 36.5", a lower trim kit is recommended to extend the useful height to 38" maximum)
JXS56BB - Black

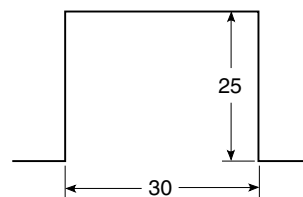


Dimension and installation information are shown in inches.

If you are NOT using the optional Filler or Backguard:



If you are using the optional Filler or Backguard:



For answers to your Monogram®, GE Profile™ or GE® appliance questions, visit our website at ge.com or call GE Answer Center® service, 800.626.2000.



imagination at work



All GE ranges are equipped with an Anti-Tip device. The installation of this device is an important, required step in the installation of the range.



Listed by Underwriters Laboratories

Specification Revised 6/110


320646

JSP42SN

GE® 30" Slide-In Electric Range with Self-Cleaning Oven

Features and Benefits

- Self-Clean Oven - Conveniently cleans the oven cavity without need of scrubbing
- Electronic Controls - Provide a smooth easy-to-use, easy-to-clean surface
- PowerBoil™ Element - Accommodates various-sized pots or pans and 3,000 watts of power speeds the boiling process
- Extra-Large Oven Capacity - Enough room to cook an entire meal at once
- Ribbon Heating Elements - Provide powerful heat beneath a smooth glass surface to ensure even heat and fast warm-up times
- Ceramic Glass Cooktop - A smooth cooktop surface makes cleaning quick and easy
- Two Oven Racks - Feature a durable construction to help accommodate any size or type of cookware
- Certified Sabbath Mode - Prepared foods can stay warm in accordance with kosher law
- Big Hearth Window - Features an enhanced shape to add an elegant appearance and make viewing trouble-free
- Frameless Glass Oven Door - Offers an easy-to-clean and stylish design that blends seamlessly into existing cabinetry
- Model JSP42SNSS - Stainless steel



imagination at work

Specification Revised 6/10

320646