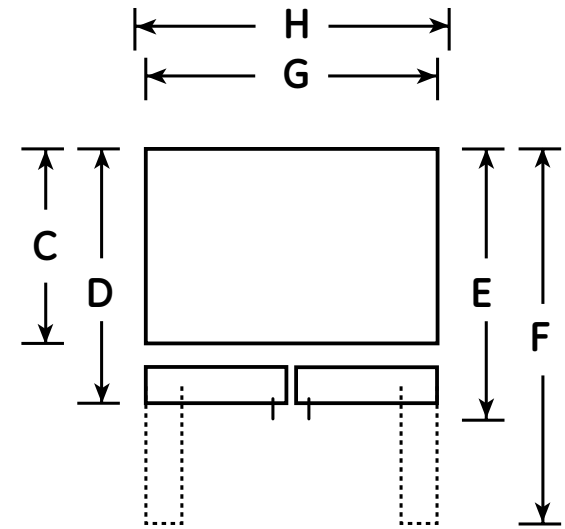
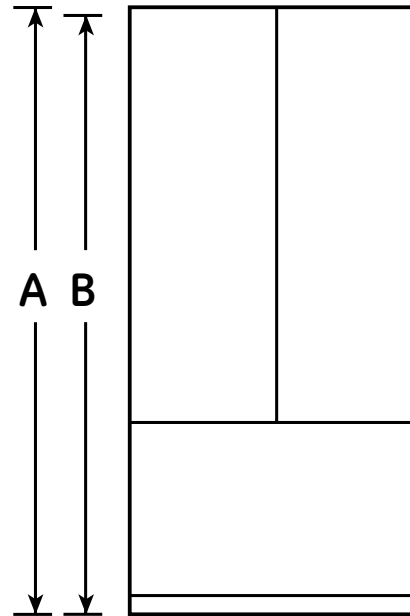


# PNS20KSE

## GE Profile™ Series 19.5 Cu. Ft. French-Door Refrigerator

### Dimensions and Installation Information (in inches)

Overall Dimensions	Height to top of hinge (in.) <b>A</b>	66-1/2
	Height to top of case (in.) <b>B</b>	65-3/4
	Case depth without door (in.) <b>C</b>	28-3/4
	Case depth less door handle (in.) <b>D</b>	32-1/2
	Case depth with door handle (in.) <b>E</b>	35-1/4
	Depth with fresh food door open 90° (in.) <b>F</b>	44-3/4
	Width (in.) <b>G</b>	29-3/4
	Width with door open 90° inc. door handle (in.) <b>H</b>	36-3/4
Air Clearances	Each side (in.)	1/8
	Top (in.)	1
	Back (in.)	2



**Note: All Right-Hand Refrigerator Doors:** As you face the front of the refrigerator, the handle is on your left and the hinges are on your right.

**Note: All Left-Hand Refrigerator Doors:** As you face the front of the refrigerator, the handle is on your right and the hinges are on your left.



For answers to your Monogram®, Profile™ Series or GE® appliance questions, visit our website at [geappliances.com](http://geappliances.com) or call GE Answer Center® service, 800.626.2000.




# PNS20KSE

## GE Profile™ Series 19.5 Cu. Ft. French-Door Refrigerator

### Features and Benefits

- 30" wide
- Factory-installed icemaker with water filtration system - Refrigerator comes ready to automatically create filtered ice
- Upfront temperature controls with actual temperature display - Easy-to-reach controls display accurate temperatures
- Multi-level freezer baskets - Keep frozen foods organized and easy to find
- Adjustable humidity drawers - Keep fruits and vegetables fresh
- GE water filtration uses MWF replacement filter
- Model PNS20KSESS - Stainless steel



imagination at work