

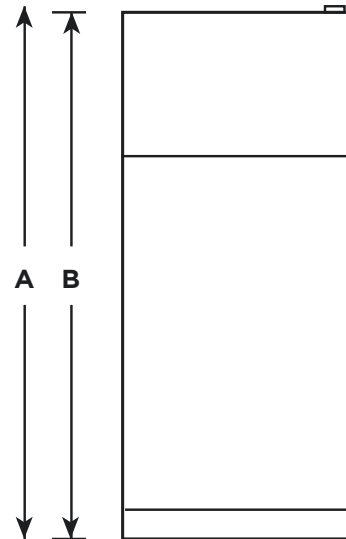
GAS18PGJ

GE® Series 17.5 Cu. Ft. Top-Freezer Refrigerator

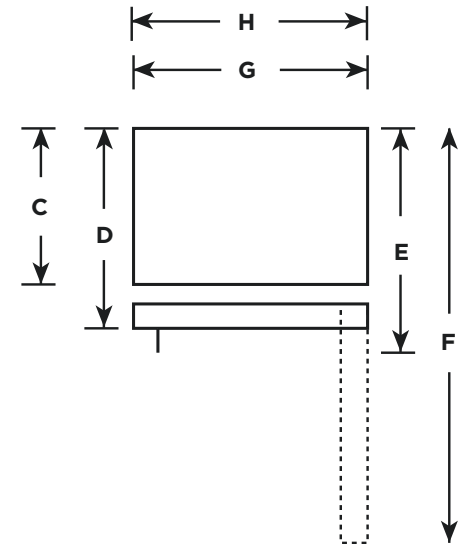
DIMENSIONS AND INSTALLATION INFORMATION (IN INCHES)

| | | |
|--------------------|---|--------|
| OVERALL DIMENSIONS | Height to top of hinge (in.) A | 67-3/8 |
| | Height to top of case (in.) B | 66-7/8 |
| | Case depth without door (in.) C | 26-5/8 |
| | Case depth less door handle (in.) D | 30-1/2 |
| | Case depth with door handle (in.) E | 32-1/2 |
| | Depth with fresh food door open 90° (in.) F | 56-3/4 |
| | Width (in.) G | 28 |
| | Width with door open 90° inc. door handle (in.) H | 30-5/8 |
| AIR CLEARANCES | Each side (in.) | 3/4 |
| | Top (in.) | 1 |
| | Back (in.) | 2 |

FRONT VIEW



TOP VIEW



GE APPLIANCES

For answers to your Monogram, GE Profile™ Series or GE® Series appliance questions, visit our website at geappliances.com or call GE Answer Center® service, 800.626.2000.



Listed by
Underwriters
Laboratories



GAS18PGJ

GE® Series 17.5 Cu. Ft. Top-Freezer Refrigerator

FEATURES AND BENEFITS

Autofill pitcher – Automatically refills when placed on its dock inside the refrigerator, so you'll have a pitcher of chilled, filtered water ready anytime

Advanced water filtration with AFPWF replacement filter – Enjoy fresh and great-tasting water, right from your refrigerator, with a filter that's NSF-certified to reduce chlorine taste and odor

#1 in Quality and Dependability – Among 14-18 cu. ft. refrigerators based on an independent study of property maintenance personnel. Source: The Stevenson Company, 2013—Market research company with over 20 years of experience in the appliance industry

Quick Connect icemaker – Easily installs in just five minutes for convenient ice any time

Upfront dual temperature controls – Separate controls for the freezer and fresh food compartments regulate interior temperatures

Adjustable spillproof glass shelves – Hold up to 12 oz. of spilled liquids for easy cleanup and adjust to provide additional food-storage options

Adjustable-humidity drawers – Controls help food stay fresh


Adjustable glass freezer shelves – Enjoy a high-end appearance with secure storage for a variety of items

Large door storage – Offers ideal space for storing large containers in the door, freeing up valuable shelf space

Can storage door shelf – Holds cans in the door for easy selection and quick access

Snack drawer – Conveniently stores favorite foods and allows for quick, easy access

Model GAS18PGJWW – White



GE APPLIANCES