



332 SN

Finish: **Satin Nickel**
Glass: **Faux Alabaster**

- 331 SN** W: 5 1/2" H: 8" Ext: 7 1/2" 1-Med. 100W
- 332 SN** W: 12" H: 8" Ext: 6 1/2" 2-Med. 100W
- 333 SN** W: 18" H: 8" Ext: 7 1/2" 3-Med. 100W

333 SN



331 SN



302 SN

Finish: **Satin Nickel**
Glass: **Etched**

- 301 SN** W: 5" H: 8" Ext: 8 1/4" 1-Med. 100W
- 302 SN** W: 11" H: 8" Ext: 6 1/4" 2-Med. 100W
- 303 SN** W: 15" H: 8" Ext: 8 1/4" 3-Med. 100W
- 304 SN** W: 21" H: 8" Ext: 6 1/4" 4-Med. 100W

301 SN



303 SN



304 SN



SEMI-FLUSH

1163 RBZ W: 19 1/2" H: 16" 3-Med. 100W
1263 RBZ W: 27" H: 15 1/2" 3-Med. 100W
9033 SN W: 24" H: 20" 3-Med. 100W

1163 RBZ



Finish: **Rubbed Bronze**
Glass: **Turinian Scavo**

9033 SN



Finish: **Satin Nickel**
Glass: **Faux Alabaster**

1263 RBZ



Finish: **Rubbed Bronze**
Glass: **Turinian Scavo**

SEMI-FLUSH



Finish: **Chrome**
Glass: **Etched White**

742 SN W: 13" H: 10 3/4" 2-Med. 100W

752 EB W: 13" H: 10 3/4" 2-Med. 100W

7103 CH W: 16 3/4" H: 13 1/2" 3-Med. 100W

7113 RBZ W: 16 3/4" H: 13 1/2" 3-Med. 100W



Finish: **Rubbed Bronze**
Glass: **Florentine Scavo**



Finish: **Satin Nickel**
Glass: **Faux Alabaster**



Finish: **Euro Bronze**
Glass: **Turinian Scavo**



SEMI-FLUSH

Finish: **Satin Nickel**
Glass: **Faux Alabaster**

- 5031 SN** W: 13" H: 11 1/2" 2-Med. 60W
- 5033 SN** W: 15" H: 12" 2-Med. 100W
- 5035 SN** W: 17" H: 15" 3-Med. 60W

5035 SN



5033 SN



5031 SN



Finish: **Silver Mist**
Glass: **Florentine Scavo**

- 5091 SM** W: 13" H: 11 1/2" 2-Med. 60W
- 5093 SM** W: 15" H: 12" 2-Med. 100W
- 5095 SM** W: 17" H: 15" 3-Med. 60W

5095 SM



5093 SM



5091 SM



SEMI-FLUSH



5095 BG

Finish: **Burnished Gold**
Glass: **Florentine Scavo**

5091 BG W: 13" H: 11 1/2" 2-Med. 60W
5093 BG W: 15" H: 12" 2-Med. 100W
5095 BG W: 17" H: 15" 3-Med. 60W

5091 BG



5093 BG



5205 RBZ

Finish: **Rubbed Bronze**
Glass: **Turinian Scavo**

5201 RBZ W: 13" H: 11 1/2" 2-Med. 60W
5203 RBZ W: 15" H: 12" 2-Med. 100W
5205 RBZ W: 17" H: 15" 3-Med. 60W

5201 RBZ



5203 RBZ



SEMI-FLUSH

Finish: **Burnished Gold**
Glass: **Florentine Scavo**

- 5071 BG** W: 11" H: 11 1/2" 2-Med. 60W
- 5073 BG** W: 13" H: 12" 2-Med. 100W
- 5075 BG** W: 15" H: 15" 3-Med. 60W

5075 BG



5073 BG



5071 BG



Finish: **Bronze**
Glass: **Faux Alabaster**

- 571 BZ** W: 11" H: 11 1/2" 2-Med. 60W
- 573 BZ** W: 13" H: 12" 2-Med. 100W
- 575 BZ** W: 15" H: 15" 3-Med. 60W

575 BZ



573 BZ



571 BZ



Finish: **Satin Nickel**
Glass: **Faux Alabaster**

- 571 SN** W: 11" H: 11 1/2" 2-Med. 60W
- 573 SN** W: 13" H: 12" 2-Med. 100W
- 575 SN** W: 15" H: 15" 3-Med. 60W

575 SN



573 SN



571 SN



SEMI-FLUSH



1732 SN

Finish: **Satin Nickel**
Glass: **Faux Alabaster**



1802 EB

Finish: **Euro Bronze**
Glass: **Turinian Scavo**



1042 RBZ

Finish: **Rubbed Bronze**
Glass: **Turinian Scavo**

- 1042 RBZ** W: 18" H: 12" 2-Med. 100W
- 1043 RBZ** W: 20" H: 12" 3-Med. 100W
- 1732 SN** W: 17" H: 10 1/4" 2-Med. 100W
- 1802 EB** W: 17" H: 10 1/4" 2-Med. 100W



1043 RBZ

Finish: **Rubbed Bronze**
Glass: **Turinian Scavo**

PENDANT



1731 BG

Finish: **Burnished Gold**
Glass: **Florentine Scavo**

- 1711 BZ** W: 16 1/2" H: 10 1/4" 1-Med. 150W
- 1711 SN** W: 16 1/2" H: 10 1/4" 1-Med. 150W
- 1731 BG** W: 16 1/2" H: 10 1/4" 1-Med. 150W



1711 BZ

Finish: **Bronze**
Glass: **Faux Alabaster**



1711 SN

Finish: **Satin Nickel**
Glass: **Faux Alabaster**

FLUSHMOUNT

522 WH W: 12" H: 4" 2-Med. 60W

532 WH W: 16" H: 4 1/2" 2-Med. 75W

534 WH W: 20" H: 5 1/2" 4-Med. 60W

722 SN W: 13" H: 6" 2-Med. 75W

732 EB W: 13" H: 6" 2-Med. 75W

5034 RBZ W: 20" H: 5 1/2" 4-Med. 60W

522 WH

532 WH

534 WH

Finish: **White**

Glass: **Faux Alabaster**



5034 RBZ

Finish: **Rubbed Bronze**

Glass: **Turinian Scavo**



722 SN

Finish: **Euro Bronze**

Glass: **Turinian Scavo**

732 EB

Finish: **Satin Nickel**

Glass: **Faux Alabaster**





5131 SN
5133 SN
5135 SN

Finish: **Satin Nickel**
Glass: **Etched White**



Suitable for damp locations

5121 EB W: 10" H: 4 1/2" 1-Med. 100W

5123 EB W: 12" H: 5" 2-Med. 60W

5125 EB W: 14" H: 5 1/2" 3-Med. 60W

5131 SN W: 10" H: 4 1/2" 1-Med. 100W

5133 SN W: 12" H: 5" 2-Med. 60W

5135 SN W: 14" H: 5 1/2" 3-Med. 60W

5221 CH W: 10" H: 4 1/2" 1-Med. 100W

5223 CH W: 12" H: 5" 2-Med. 60W

5225 CH W: 14" H: 5 1/2" 3-Med. 60W

5221 RBZ W: 10" H: 4 1/2" 1-Med. 100W

5223 RBZ W: 12" H: 5" 2-Med. 60W

5225 RBZ W: 14" H: 5 1/2" 3-Med. 60W

5221 RBZ
5223 RBZ
5225 RBZ

Finish: **Rubbed Bronze**
Glass: **Etched White**



Suitable for damp locations

5121 EB
5123 EB
5125 EB

Finish: **Euro Bronze**
Glass: **Turinian Scavo**



Suitable for damp locations

Suitable for damp locations

5221 CH
5223 CH
5225 CH



Finish: **Chrome**
Glass: **Etched White**



FLUSHMOUNT

561 BG W: 11" H: 5 1/2" 2-Med. 60W
563 BG W: 13" H: 5 1/2" 2-Med. 60W
565 BG W: 15" H: 5 1/2" 3-Med. 60W

561 BZ W: 11" H: 5 1/2" 2-Med. 60W
563 BZ W: 13" H: 5 1/2" 2-Med. 60W
565 BZ W: 15" H: 5 1/2" 3-Med. 60W

5061 BG W: 11" H: 5 1/2" 2-Med. 60W
5063 BG W: 13" H: 5 1/2" 2-Med. 60W
5065 BG W: 15" H: 5 1/2" 3-Med. 60W

5161 RBZ W: 11" H: 5 1/2" 2-Med. 60W
5163 RBZ W: 13" H: 5 1/2" 2-Med. 60W
5165 RBZ W: 15" H: 5 1/2" 3-Med. 60W

5401 RBZ W: 11" H: 5 1/2" 2-Med. 60W
5403 RBZ W: 13" H: 5 1/2" 2-Med. 60W
5405 RBZ W: 15" H: 5 1/2" 3-Med. 60W

5061 BG
5063 BG
5065 BG

Finish: **Burnished Gold**
 Glass: **Florentine Scavo**

Suitable for damp locations



5161 RBZ
5163 RBZ
5165 RBZ

Finish: **Rubbed Bronze**
 Glass: **Turinian Scavo**

Suitable for damp locations



561 BG
563 BG
565 BG

Finish: **Burnished Gold**
 Glass: **Faux Alabaster**

Suitable for damp locations



5401 RBZ
5403 RBZ
5405 RBZ

Finish: **Rubbed Bronze**
 Glass: **Etched White**

Suitable for damp locations

561 BZ
563 BZ
565 BZ

Finish: **Bronze**
 Glass: **Faux Alabaster**

Suitable for damp locations





5061 SM
5063 SM
5065 SM

Finish: **Silver Mist**
Glass: **Florentine Scavo**

Suitable for damp
locations

5401 RS
5403 RS
5405 RS

Finish: **Rubbed Silver**
Glass: **Etched White**



Suitable for damp
locations



5171 VI
5173 VI
5175 VI

Finish: **Vintage Iron**
Glass: **Linen**

Suitable for damp
locations



561 SN
563 SN
565 SN

Finish: **Satin Nickel**
Glass: **Faux Alabaster**

Suitable for damp
locations

561 VI
563 VI
565 VI

Finish: **Vintage Iron**
Glass: **Faux Alabaster**



Suitable for damp
locations

561 SN W: 11" H: 5 1/2" 2-Med. 60W
563 SN W: 13" H: 5 1/2" 2-Med. 60W
565 SN W: 15" H: 5 1/2" 3-Med. 60W

561 VI W: 11" H: 5 1/2" 2-Med. 60W
563 VI W: 13" H: 5 1/2" 2-Med. 60W
565 VI W: 15" H: 5 1/2" 3-Med. 60W

5061 SM W: 11" H: 5 1/2" 2-Med. 60W
5063 SM W: 13" H: 5 1/2" 2-Med. 60W
5065 SM W: 15" H: 5 1/2" 3-Med. 60W

5171 VI W: 11" H: 5 1/2" 2-Med. 60W
5173 VI W: 13" H: 5 1/2" 2-Med. 60W
5175 VI W: 15" H: 5 1/2" 3-Med. 60W

5401 RS W: 11" H: 5 1/2" 2-Med. 60W
5403 RS W: 13" H: 5 1/2" 2-Med. 60W
5405 RS W: 15" H: 5 1/2" 3-Med. 60W

FLUSHMOUNT

561 CH W: 11" H: 5 1/2" 2-Med. 60W

563 CH W: 13" H: 5 1/2" 2-Med. 60W

561 FTB W: 11" H: 5 1/2" 2-Med. 60W

563 FTB W: 13" H: 5 1/2" 2-Med. 60W

565 FTB W: 15" H: 5 1/2" 3-Med. 60W

561 KH W: 11" H: 5 1/2" 2-Med. 60W

563 KH W: 13" H: 5 1/2" 2-Med. 60W

565 KH W: 15" H: 5 1/2" 3-Med. 60W

561 PB W: 11" H: 5 1/2" 2-Med. 60W

563 PB W: 13" H: 5 1/2" 2-Med. 60W

565 PB W: 15" H: 5 1/2" 3-Med. 60W

561 WH W: 11" H: 5 1/2" 2-Med. 60W

563 WH W: 13" H: 5 1/2" 2-Med. 60W

565 WH W: 15" H: 5 1/2" 3-Med. 60W



561 KH
563 KH
565 KH

Finish: **Khaki**
Glass: **Faux Alabaster**

Suitable for damp locations



561 WH
563 WH
565 WH

Finish: **Matte White**
Glass: **Faux Alabaster**

Suitable for damp locations



561 CH
563 CH

Finish: **Chrome**
Glass: **Faux Alabaster**

Suitable for damp locations



561 FTB
563 FTB
565 FTB

Finish: **Fine Textured Black**
Glass: **Faux Alabaster**

Suitable for damp locations



561 PB
563 PB
565 PB

Finish: **Polished Brass**
Glass: **Faux Alabaster**

Suitable for damp locations



501 CH
502 CH

Finish: **Chrome**
Glass: **Prismatic**

501 BZ
502 BZ



Finish: **Bronze**
Glass: **Prismatic**

501 SN
502 SN



Finish: **Satin Nickel**
Glass: **Prismatic**

501 WH
502 WH



Finish: **Matte White**
Glass: **Prismatic**

511 BZ
512 BZ



Finish: **Bronze**
Glass: **Etched**

511 CH
512 CH



Finish: **Chrome**
Glass: **Etched**

511 SN
512 SN



Finish: **Satin Nickel**
Glass: **Etched**

511 WH
512 WH



Finish: **Matte White**
Glass: **Etched**

541 BZ
542 BZ
552 BZ



Finish: **Bronze**
Glass: **Faux Alabaster**

541 SN
542 SN
552 SN



Finish: **Satin Nickel**
Glass: **Faux Alabaster**

541 WH
542 WH



Finish: **Matte White**
Glass: **Faux Alabaster**

5041 BG
5042 BG



Finish: **Burnished Gold**
Glass: **Florentine Scavo**

501 BZ W: 7 1/2" H: 5" 1-Med. 60W

502 BZ W: 9 1/2" H: 6" 2-Med. 60W

501 CH W: 7 1/2" H: 5" 1-Med. 60W

502 CH W: 9 1/2" H: 6" 2-Med. 60W

501 SN W: 7 1/2" H: 5" 1-Med. 60W

502 SN W: 9 1/2" H: 6" 2-Med. 60W

501 WH W: 7 1/2" H: 5" 1-Med. 60W

502 WH W: 9 1/2" H: 6" 2-Med. 60W

511 BZ W: 7 1/2" H: 5" 1-Med. 60W

512 BZ W: 9 1/2" H: 6" 2-Med. 60W

511 CH W: 7 1/2" H: 5" 1-Med. 60W

512 CH W: 9 1/2" H: 6" 2-Med. 60W

511 SN W: 7 1/2" H: 5" 1-Med. 60W

512 SN W: 9 1/2" H: 6" 2-Med. 60W

511 WH W: 7 1/2" H: 5" 1-Med. 60W

512 WH W: 9 1/2" H: 6" 2-Med. 60W

541 BZ W: 7 1/2" H: 5" 1-Med. 60W

542 BZ W: 9 1/2" H: 6" 2-Med. 60W

552 BZ W: 11" H: 6 1/2" 2-Med. 60W

541 SN W: 7 1/2" H: 5" 1-Med. 60W

542 SN W: 9 1/2" H: 6" 2-Med. 60W

552 SN W: 11" H: 6 1/2" 2-Med. 60W

541 WH W: 7 1/2" H: 5" 1-Med. 60W

542 WH W: 9 1/2" H: 6" 2-Med. 60W

5041 BG W: 7 1/2" H: 5" 1-Med. 60W

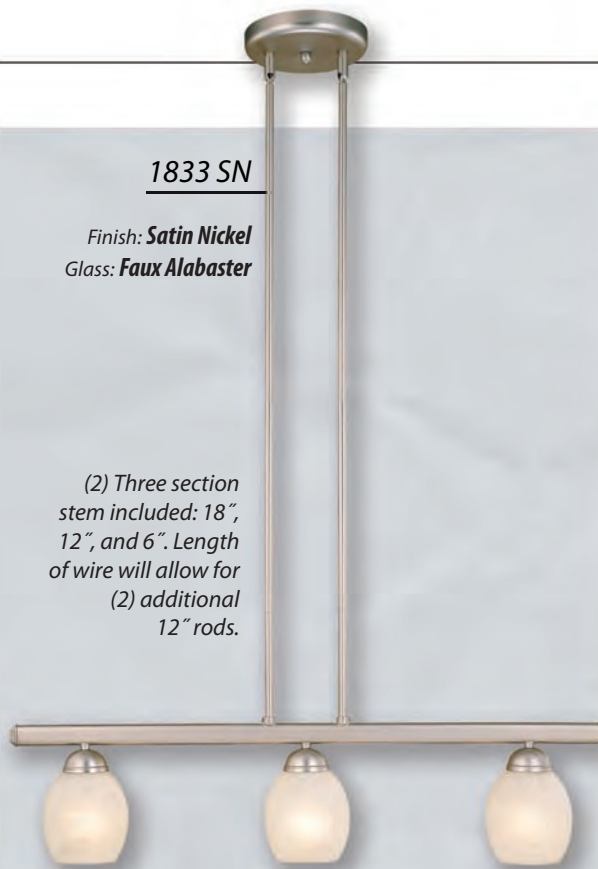
5042 BG W: 9 1/2" H: 6" 2-Med. 60W

ISLAND LIGHT

1833 SN

Finish: **Satin Nickel**
Glass: **Faux Alabaster**

(2) Three section stem included: 18", 12", and 6". Length of wire will allow for (2) additional 12" rods.



- 523 BG** W: 17 3/4" H: 17 3/4" L: 30" 3-Med. 100W
- 1803 BG** W: 33 3/4" H: 47" 3-Med. 100W
- 1813 BG** W: 33 3/4" H: 47" 3-Med. 100W
- 1833 SN** W: 33 3/4" H: 47" 3-Med. 100W

523 BG

Finish: **Burnished Gold**
Glass: **Florentine Scavo**



1803 BG



Finish: **Burnished Gold**
Glass: **Art Glass**

1813 BG



Finish: **Burnished Gold**
Glass: **Florentine Scavo**



1673 SN

Finish: **Satin Nickel**
Glass: **Art Glass**



1672 SN

Finish: **Satin Nickel**
Glass: **Art Glass**



1501 RBZ	W: 6 1/4" H: 47 1/2"	1-Med. 100W
1672 RBZ	W: 4 1/4" H: 46"	1-Med. 100W
1672 SN	W: 4 1/4" H: 46"	1-Med. 100W
1673 RBZ	W: 4 1/4" H: 46"	1-Med. 100W
1673 SN	W: 4 1/4" H: 46"	1-Med. 100W

1673 RBZ

Finish: **Rubbed Bronze**
Glass: **Art Glass**



1501 RBZ

Finish: **Rubbed Bronze**
Glass: **Light India Scavo**



1672 RBZ

Finish: **Rubbed Bronze**
Glass: **Art Glass**



Three section stem included: 18", 12", and 6".
Length of wire will allow for
(2) additional 12" rods.

MINI-PENDANT

Standard 3/8" OD Size Stems or Rods

- 1670 RBZ** W: 4 1/4" H: 46" 1-Med. 100W
- 1670 SN** W: 4 1/4" H: 46" 1-Med. 100W
- 1671 RBZ** W: 4 1/4" H: 46" 1-Med. 100W
- 1671 SN** W: 4 1/4" H: 46" 1-Med. 100W
- 1674 RBZ** W: 4 1/4" H: 46" 1-Med. 100W
- 1674 SN** W: 4 1/4" H: 46" 1-Med. 100W

1674 SN

Finish: **Satin Nickel**
Glass: **Art Glass**



1670 RBZ

Finish: **Rubbed Bronze**
Glass: **Art Glass**




1671 SN

Finish: **Satin Nickel**
Glass: **Art Glass**



1670 SN

Finish: **Satin Nickel**
Glass: **Art Glass**



1671 RBZ

Finish: **Rubbed Bronze**
Glass: **Art Glass**



1674 RBZ

Finish: **Rubbed Bronze**
Glass: **Art Glass**



Three section stem included: 18", 12", and 6".
Length of wire will allow for
(2) additional 12" rods.

1661 RBZ

Finish: **Rubbed Bronze**
Glass: **Art Glass**



1641 RBZ

Finish: **Rubbed Bronze**
Glass: **Art Glass**



1641 RBZ	W: 5"	H: 45"	1-Med. 100W
1641 SN	W: 5"	H: 45"	1-Med. 100W
1651 RBZ	W: 5"	H: 45"	1-Med. 100W
1651 SN	W: 5"	H: 45"	1-Med. 100W
1661 RBZ	W: 5"	H: 45"	1-Med. 100W
1661 SN	W: 5"	H: 45"	1-Med. 100W

1651 RBZ

Finish: **Rubbed Bronze**
Glass: **Art Glass**



1651 SN

Finish: **Satin Nickel**
Glass: **Art Glass**



1661 SN

Finish: **Satin Nickel**
Glass: **Art Glass**



1641 SN

Finish: **Satin Nickel**
Glass: **Art Glass**



Three section stem included: 18", 12", and 6".
Length of wire will allow for
(2) additional 12" rods.



MINI-PENDANT

Standard 3/8" OD Size Stems or Rods

1611 RBZ	W: 5"	H: 45"	1-Med. 100W
1611 SN	W: 5"	H: 45"	1-Med. 100W
1621 RBZ	W: 5"	H: 45"	1-Med. 100W
1621 SN	W: 5"	H: 45"	1-Med. 100W
7251 SN	W: 5"	H: 45 1/2"	1-Med. 100W

1611 SN

Finish: **Satin Nickel**
Glass: **Faux Onyx**



1621 RBZ

Finish: **Rubbed Bronze**
Glass: **Burgundy Art Glass**



1611 RBZ

Finish: **Rubbed Bronze**
Glass: **Faux Onyx**

1621 SN

Finish: **Satin Nickel**
Glass: **Burgundy Art Glass**



7251 SN

Finish: **Satin Nickel**
Glass: **Etched White**



Three section stem included: 18", 12", and 6".
Length of wire will allow for
(2) additional 12" rods.

1601 RBZ

Finish: **Rubbed Bronze**
Glass: **Champagne Chip**



1401 SN

Finish: **Satin Nickel**
Glass: **Faux Alabaster**



- 1401 SN** W: 6 3/4" H: 48 1/4" 1-Med. 100W
- 1461 PW** W: 5 3/4" H: 50 1/2" 1-Med. 100W
- 1601 RBZ** W: 5" H: 45" 1-Med. 100W
- 1601 SN** W: 5" H: 45" 1-Med. 100W
- 2081 BG** W: 7 3/4" H: 49 3/4" 1-Med. 100W

1461 PW

Finish: **Pewter**
Glass: **Etched White**



1601 SN

Finish: **Satin Nickel**
Glass: **Champagne Chip**



2081 BG

Finish: **Burnished Gold**
Glass: **Florentine Scavo/Tiffany**



Three section stem included: 18", 12", and 6".
Length of wire will allow for
(2) additional 12" rods.



MINI-PENDANT

Standard 3/8" OD Size Stems or Rods

1801 BG	W: 5"	H: 47"	1-Med. 100W
1811 BG	W: 7"	H: 44 1/2"	1-Med. 100W
1831 BG	W: 4 1/2"	H: 45"	1-Med. 100W
1961 SN	W: 5"	H: 47 3/4"	1-Med. 100W
1981 EB	W: 5"	H: 47 3/4"	1-Med. 100W
1991 EB	W: 5"	H: 47 3/4"	1-Med. 100W

1961 SN

Finish: **Satin Nickel**
Glass: **Linen**



1981 EB

Finish: **Euro Bronze**
Glass: **Turinian Scavo**



1991 EB

Finish: **Euro Bronze**
Glass: **Acid Etched Art Glass**



1801 BG

Finish: **Burnished Gold**
Glass: **Art Glass**



1811 BG

Finish: **Burnished Gold**
Glass: **Art Glass**



1831 BG

Finish: **Burnished Gold**
Glass: **Art Glass**



Three section stem included: 18", 12", and 6".
Length of wire will allow for
(2) additional 12" rods.

1081 RBZ

Finish: **Rubbed Bronze**
Glass: **Turinian Scavo**



7061 BB/S

Finish: **Burled Bronze/Silver**
Glass: **Florentine Scavo**



1081 RBZ	W: 5 1/2"	H: 53"	1-Med. 100W
1791 BG	W: 4 1/2"	H: 45 1/2"	1-Med. 100W
7061 BB/S	W: 5 1/2"	H: 45 1/2"	1-Med. 100W
7161 BZ/G	W: 7 1/2"	H: 50"	1-Med. 100W
7201 RBZ	W: 7"	H: 42"	1-Med. 100W

7161 BZ/G

Finish: **Bronze/Gold**
Glass: **Turinian Scavo**



7201 RBZ

Finish: **Rubbed Bronze**
Glass: **Light India Scavo**



1791 BG

Finish: **Burnished Gold**
Glass: **Florentine Pineapple**



Three section stem included: 18", 12", and 6".
Length of wire will allow for
(2) additional 12" rods.

MINI-PENDANT

Standard 3/8" OD Size Stems or Rods

911 BG	W: 7"	H: 51 1/2"	1-Med. 100W
951 SM	W: 5 3/4"	H: 52"	1-Med. 100W
971 BG	W: 9 1/2"	H: 50 1/2"	1-Med. 100W
971 SN	W: 9 1/2"	H: 50 1/2"	1-Med. 100W
2001 BK	W: 7"	H: 48 3/4"	1-Med. 100W

911 BG

Finish: **Burnished Gold**
Glass: **Amber Scavo**



951 SM

Finish: **Silver Mist**
Glass: **Turinian Scavo**



971 BG

Finish: **Burnished Gold**
Glass: **Turinian Scavo**



971 SN

Finish: **Satin Nickel**
Glass: **Faux Alabaster**



2001 BK

Finish: **Matte Black**
Glass: **Turinian Scavo**



Three section stem included: 18", 12", and 6".
Length of wire will allow for
(2) additional 12" rods.

7011 BG

Finish: **Burnished Gold**
Glass: **Florentine Scavo**



1201 RBZ

Finish: **Rubbed Bronze**
Glass: **Turinian Scavo**



1041 RBZ	W: 7"	H: 52"	1-Med. 100W
1141 VI	W: 7"	H: 52"	1-Med. 100W
1201 RBZ	W: 6 1/2"	H: 53"	1-Med. 100W
1351 RBZ	W: 7 1/2"	H: 52 1/2"	1-Med. 100W
7011 BG	W: 6"	H: 52"	1-Med. 100W
7121 BG	W: 5 1/2"	H: 46 1/2"	1-Med. 100W

7121 BG

Finish: **Burnished Gold**
Glass: **Umber Swirl**



1041 RBZ

Finish: **Rubbed Bronze**
Glass: **Turinian Scavo**



1141 VI

Finish: **Vintage Iron**
Glass: **Linen**



1351 RBZ

Finish: **Rubbed Bronze**
Glass: **Turinian Scavo**



Three section stem included: 18", 12", and 6".
Length of wire will allow for
(2) additional 12" rods.

MINI-PENDANT

Standard 3/8" OD Size Stems or Rods

- 1741 SN** W: 6" H: 47" 1-Med. 100W
- 1781 EB** W: 6" H: 47" 1-Med. 100W
- 1901 SN** W: 4 1/2" H: 45" 1-Med. 100W
- 1911 SN** W: 4 1/2" H: 45" 1-Med. 100W
- 1921 EB** W: 4 1/2" H: 45" 1-Med. 100W

1901 SN

Finish: **Satin Nickel**
Glass: **Faux Alabaster**



1921 EB

Finish: **Euro Bronze**
Glass: **Turinian Scavo**



1911 SN

Finish: **Satin Nickel**
Glass: **Linen**



1781 EB

Finish: **Euro Bronze**
Glass: **Turinian Scavo**



1741 SN

Finish: **Satin Nickel**
Glass: **Faux Alabaster**



Three section stem included: 18", 12", and 6".
Length of wire will allow for
(2) additional 12" rods.

1701 BK

Finish: **Matte Black**
Glass: **Faux Alabaster**



1701 BZ

Finish: **Bronze**
Glass: **Faux Alabaster**



1701 SN

Finish: **Satin Nickel**
Glass: **Faux Alabaster**



- 1091 RBZ** W: 7 1/2" H: 44 1/2" 1-Med. 100W
- 1361 RBZ** W: 7 1/2" H: 44 1/2" 1-Med. 100W
- 1361 RS** W: 7 1/2" H: 44 1/2" 1-Med. 100W
- 1701 BK** W: 7 3/4" H: 45" 1-Med. 100W
- 1701 BZ** W: 7 3/4" H: 45" 1-Med. 100W
- 1701 SN** W: 7 3/4" H: 45" 1-Med. 100W
- 1721 BG** W: 7 3/4" H: 45" 1-Med. 100W

1361 RS

Finish: **Rubbed Silver**
Glass: **Etched White**



1361 RBZ

Finish: **Rubbed Bronze**
Glass: **Etched White**



1721 BG

Finish: **Burnished Gold**
Glass: **Florentine Scavo**



1091 RBZ

Finish: **Rubbed Bronze**
Glass: **Turinian Scavo**



Three section stem included: 18", 12", and 6".
Length of wire will allow for
(2) additional 12" rods.

MINI-PENDANT

Standard 3/8" OD Size Stems or Rods

253 BG	W: 4 1/2"	H: 36"	Ext: 3/4"
253 RBZ	W: 4 1/2"	H: 36"	Ext: 3/4"
253 SN	W: 4 1/2"	H: 36"	Ext: 3/4"
1431 SN	W: 5"	H: 45 3/4"	1-Med. 100W
1941 SN	W: 5"	H: 47"	1-Med. 100W
1951 EB	W: 6"	H: 47 1/2"	1-Med. 100W
6521 RBZ	W: 8"	H: 41"	1-Med. 100W

1941 SN

Finish: **Satin Nickel**
Glass: **Faux Alabaster**



1951 EB

Finish: **Euro Bronze**
Glass: **Turinian Scavo**



1431 SN

Finish: **Satin Nickel**
Glass: **Faux Alabaster**



6521 RBZ

Finish: **Rubbed Bronze**
Glass: **Florentine Scavo**



Three section stem included: 18", 12", and 6".
Length of wire will allow for
(2) additional 12" rods.

253 RBZ



Finish: **Rubbed Bronze**

253 BG



Finish: **Burnished Gold**

253 SN



Finish: **Satin Nickel**

Adapter plates with floating canopy which enables
the mounting of 2 or 3 mini-pendants from
a single outlet box. Hole distance for
mini-pendants is 15".

Not compatible with 1/2" OD stems (Neo Industrial)

5391 CP

Finish: **Copper**
Glass: **Inside Etched**



5391 SN

Finish: **Satin Nickel**
Glass: **Inside Etched**



5370 BN	W: 11"	H: 49 1/2"	Body: 10 1/2"	1-Med. 100A
5370 RBZ	W: 11"	H: 49 1/2"	Body: 10 1/2"	1-Med. 100A
5391 CP	W: 8 1/2"	H: 47"	Body: 8"	1-Med. 100A
5391 RBZ	W: 8 1/2"	H: 47"	Body: 8"	1-Med. 100A
5391 SN	W: 8 1/2"	H: 47"	Body: 8"	1-Med. 100A

5370 BN

Finish: **Brushed Nickel**
Glass: **Inside Etched**



5370 RBZ

Finish: **Rubbed Bronze**
Glass: **Inside Etched**



5391 RBZ

Finish: **Rubbed Bronze**
Glass: **Inside Etched**



Three section stem included: 18", 12", and 6".
Length of wire will allow for
(2) additional 12" rods.

MINI-PENDANT

Oversized 1/2" OD Size Stems or Rods

5381 CP

Finish: **Copper**
Glass: **Clear Prismatic**

5381 RBZ

Finish: **Rubbed Bronze**
Glass: **Clear Prismatic**

- 5380 BN** W: 11" H: 47" Body: 8" 1-Med. 100A
- 5380 RBZ** W: 11" H: 47" Body: 8" 1-Med. 100A
- 5381 CH** W: 10" H: 50" Body: 12" 1-Med. 100A
- 5381 CP** W: 10" H: 50" Body: 12" 1-Med. 100A
- 5381 RBZ** W: 10" H: 50" Body: 12" 1-Med. 100A



5381 CH

Finish: **Chrome**
Glass: **Clear Prismatic**



5380 RBZ

Finish: **Rubbed Bronze**
Glass: **Clear Prismatic**



5380 BN

Finish: **Brushed Nickel**
Glass: **Clear Prismatic**



Three section stem included: 18", 12", and 6". Length of wire will allow for (2) additional 12" rods.

5361 RBZ

Finish: **Rubbed Bronze**
Glass: **Opal White**
Schoolhouse



5361 CP

Finish: **Copper**
Glass: **Opal White**
Schoolhouse



- 5351 CH** W: 9 1/2" H: 46 1/2" Body: 8" 1-Med. 100A
- 5351 CP** W: 9 1/2" H: 46 1/2" Body: 8" 1-Med. 100A
- 5351 RBZ** W: 9 1/2" H: 46 1/2" Body: 8" 1-Med. 100A
- 5361 CH** W: 15" H: 51" Body: 13" 1-Med. 150A
- 5361 CP** W: 15" H: 51" Body: 13" 1-Med. 150A
- 5361 RBZ** W: 15" H: 51" Body: 13" 1-Med. 150A


5351 CP

Finish: **Copper**
Glass: **Opal White**
Schoolhouse




5351 CH

Finish: **Chrome**
Glass: **Opal White**
Schoolhouse



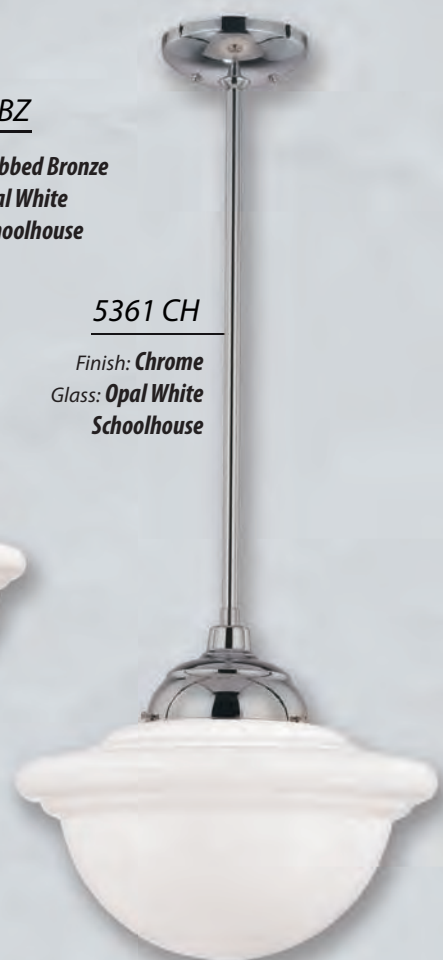
5351 RBZ

Finish: **Rubbed Bronze**
Glass: **Opal White**
Schoolhouse



5361 CH

Finish: **Chrome**
Glass: **Opal White**
Schoolhouse



Three section stem included: 18", 12", and 6".
Length of wire will allow for
(2) additional 12" rods.

MINI-PENDANT

Oversized 1/2" OD Size Stems or Rods

5331 SN

Finish: **Satin Nickel**
Glass: **Clear Crosscut**

5301 SN

Finish: **Satin Nickel**

5301 RBZ

Finish: **Rubbed Bronze**



- 5301 RBZ** W: 10 1/4" H: 47 3/4" Body: 9 3/4" 1-Med. 100A
- 5301 SN** W: 10 1/4" H: 47 3/4" Body: 9 3/4" 1-Med. 100A
- 5311 RBZ** W: 17" H: 51 1/2" Body: 13 1/2" 1-Med. 150A
- 5311 SN** W: 17" H: 51 1/2" Body: 13 1/2" 1-Med. 150A
- 5331 RBZ** W: 10" H: 46 1/2" Body: 8 3/4" 1-Med. 100A
- 5331 SN** W: 10" H: 46 1/2" Body: 8 3/4" 1-Med. 100A

5311 RBZ

Finish: **Rubbed Bronze**

5331 RBZ

Finish: **Rubbed Bronze**
Glass: **Clear Crosscut**

5311 SN

Finish: **Satin Nickel**



Three section stem included: 18", 12", and 6". Length of wire will allow for (2) additional 12" rods.

FAN LIGHT KIT




1963-C/L

Glass: **Linen**

Antique White, Rubbed Bronze,
Satin Nickel, and Vintage Iron
Hardware included

- 1712-C/L** W: 12 3/4" H: 6 1/2" 3-Candle 60W
- 1722-C/L** W: 13" H: 6 1/2" 3-Candle 60W
- 1742-C/L** W: 11 3/4" H: 5 1/4" 3-Candle 60W
- 1762-C/L** W: 12 3/4" H: 6 1/2" 3-Candle 60W
- 1792-C/L** W: 13" H: 6 1/2" 3-Candle 60W
- 1963-C/L** W: 13" H: 6 1/2" 3-Candle 60W


All fan kits include the 190W wattage
limiter and (3) 60W candle lamps



1792-C/L

Glass: **Florentine Scavo**


Antique White, Bronze,
Satin Nickel, and White
Hardware included



1722-C/L

Glass: **Faux Alabaster**

Antique White, Bronze,
Satin Nickel, and White
Hardware included



1712-C/L

Glass: **Faux Alabaster**


Antique White, Bronze,
Satin Nickel, and White
Hardware included



1742-C/L

Glass: **Faux Alabaster**

Antique White, Bronze,
Satin Nickel, and White
Hardware included



1762-C/L

Glass: **Matte Vein**

Antique White, Bronze,
Satin Nickel, and White
Hardware included

- 5181 VI** W: 8" H: 9 1/2" Ext: 4" 1-Med. 60W
- 5191 VI** W: 8" H: 9 1/2" Ext: 4" 1-Med. 60W
- 5271** W: 8" H: 9 1/2" Ext: 4" 1-Med. 60W
- 5281 RBZ** W: 8" H: 9 1/2" Ext: 4" 1-Med. 60W
- 5291 RBZ** W: 8" H: 9 1/2" Ext: 4" 1-Med. 60W

5271

Finish: **Rubbed Bronze,**
Rubbed Silver
Glass: **Etched White**



Suitable for ADA applications

5281 RBZ



Suitable for ADA applications

Finish: **Rubbed Bronze**
Glass: **Turinian Scavo**

5291 RBZ



Suitable for ADA applications

Finish: **Rubbed Bronze**
Glass: **Turinian Scavo**

5191 VI



Suitable for ADA applications

Finish: **Vintage Iron**
Glass: **Linen**

5181 VI



Suitable for ADA applications

Finish: **Vintage Iron**
Glass: **Linen**





1771

Finish: **Bronze, Satin Nickel, White**
Glass: **Faux Alabaster**

521 WH	W: 10"	H: 5"	Ext: 4"	1-Med. 100W
581 WH	W: 10"	H: 5"	Ext: 5 1/2"	1-Med. 100W
721 WH	W: 11"	H: 5"	Ext: 5 1/2"	1-Med. 60W
1761	W: 11"	H: 12"	Ext: 5 1/2"	1-Med. 60W
1771	W: 11"	H: 12"	Ext: 5 1/2"	1-Med. 60W
5021 KH	W: 10"	H: 5"	Ext: 4"	1-Med. 100W

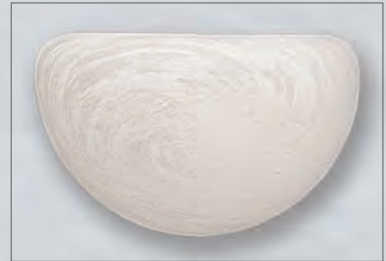
1761



Finish: **Bronze, Burnished Gold, Silver Mist**
Glass: **Florentine Scavo**

721 WH

Enclosed Top



Finish: **White**
Glass: **Faux Alabaster**


5021 KH



Finish: **Khaki**
Glass: **Florentine Scavo**

Suitable for ADA applications

521 WH



Finish: **White**
Glass: **Faux Alabaster**

Suitable for ADA applications

581 WH



Finish: **White**
Glass: **Faux Alabaster**

212 BG

Finish: **Burnished Gold**
Glass: **Turinian Scavo**



Suitable for ADA applications

212 BG	W: 7"	H: 11"	Ext: 4"	2-Candle 60W
242	W: 13 1/2"	H: 6 1/2"	Ext: 4"	2-Candle 40W
252 BG	W: 14"	H: 11 1/2"	Ext: 4"	2-Candle 40W
252 SN	W: 14"	H: 11 1/2"	Ext: 4"	2-Candle 40W
1871 EB	W: 4 3/4"	H: 9"	Ext: 6"	1-Med. 100W
1881 SN	W: 4 3/4"	H: 9"	Ext: 6"	1-Med. 100W

1881 SN



Can be mounted with glass up or down

Suitable for ADA applications

Finish: **Satin Nickel**
Glass: **Faux Alabaster**

1871 EB



Suitable for ADA applications

Finish: **Euro Bronze**
Glass: **Turinian Scavo**

252 BG



Finish: **Burnished Gold**
Shade: **Gold Tone Silk**

Suitable for ADA applications

252 SN



Finish: **Satin Nickel**
Shade: **Silver Tone Silk**

Suitable for ADA applications


242



Suitable for ADA applications

Shade: **Gold Tone Silk**

GLASS & SHADES



G-133

Glass: *Light India Scavo*

W: 5 1/2"
H: 5 1/4"

G-132



Glass: *Etched White*

G-110



Glass: *Fuax Alabaster*

G-121



Glass: *Florentine Scavo*

G-124



Glass: *Fuax Alabaster*

G-130



Glass: *Florentine Scavo*

G-131



Glass: *Turinian Scavo*

W: 5 1/4"
H: 4 3/4"

G-126



Glass: *Art Glass*

G-129



Glass: *Art Glass*

W: 4 3/4"
H: 4 1/2"

G-100



Glass: *Prismatic*

G-101



Glass: *Etched*

W: 4 3/4"
H: 4 1/2"

S-7



Shade: *Gold Tone*

S-8



Shade: *Silver Tone*

W: 6"
H: 4 3/4"



RLM, n. 1. abr - reflector luminaire manufacturer;
2. abr - reflector light microscopy

R SERIES:

Traditional RLM styles for commercial and residential applications. Stem hung shades are UL wet listed and mounting components are sold separately. Cord hung shades are UL damp listed and packaged with all required hanging materials.

RRWS12-ABR shown with RGN10-ABR (optional)



RRRS14-ABR shown with RGN10-ABR (optional)



RGN10 goose neck may be used to convert any R-Series stem hung shade to close mount wall lantern in commercial and residential applications.

R SERIES

R SERIES Construction:

Materials: Cold rolled steel, die cast zinc.

Finishes: Architectural Bronze, Satin Black, Satin Green, Satin Red, Copper and White are electrostatically sprayed and oven baked with UV stabilized paint appropriate for indoor/outdoor use. All shades, excluding Copper and Galvanized, incorporate white liners for increased light reflectivity. Matching colors are available in spray can form from various paint retailers. Galvanized is zinc plated steel with a clear protective overcoat.

UL: All R Series units, excluding cord hung styles, are UL listed for wet locations. Cord hung styles are UL listed for damp locations.

Unique stem hung design does not require pipe sealant compound on fittings.

Unique positive lock feature secures proper angle on Angle and Emblem style wall shades.

3/4" ID rigid conduit or water pipe may be substituted for stems or goose necks.

All R Series and Neo Industrial fixtures are compatible with integrated CFL's.



18" RAILROAD SHADES



RRRS18-ABR

Shade Only.
Shown with optional
RSCK-ABR Canopy Kit and
RS1-ABR Stem

Finishes:

- Architectural Bronze - ABR
- Copper - CP
- Galvanized - GA
- Satin Black - SB

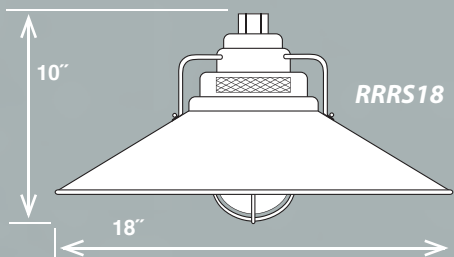
RRRS18-CP

Shade Only.
Shown with optional
RSCK-CP Canopy Kit and
RS1-CP Stem

Multi-step painted
copper finish is uniform
on inside and outside
areas of shade



RAILROAD SHADES



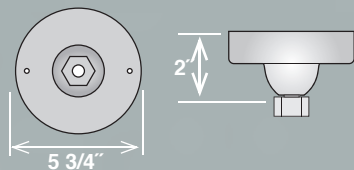
Removeable glass guard and inside
etched glass included

- RRRS18-ABR W: 18" H:10" Wire: 100" Med. 100W A19
- RRRS18-CP W: 18" H:10" Wire: 100" Med. 100W A19
- RRRS18-GA W: 18" H:10" Wire: 100" Med. 100W A19
- RRRS18-SB W: 18" H:10" Wire: 100" Med. 100W A19

STEMS

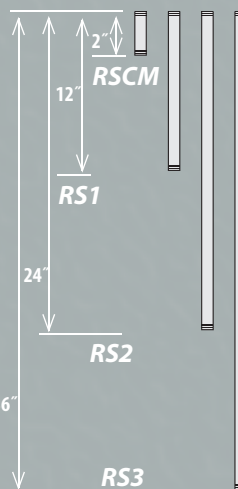
CANOPY KITS (for Ceiling Applications)

RSCK



Canopy Kits will Swivel up to 25°

- RSCK-ABR W: 5 3/4"
- RSCK-CP W: 5 3/4"
- RSCK-GA W: 5 3/4"
- RSCK-SB W: 5 3/4"



- RSCM-ABR ID: 3/4" L:2"
- RSCM-CP ID: 3/4" L:2"
- RSCM-GA ID: 3/4" L:2"
- RSCM-SB ID: 3/4" L:2"

- RS1-ABR ID: 3/4" L:12"
- RS1-CP ID: 3/4" L:12"
- RS1-GA ID: 3/4" L:12"
- RS1-SB ID: 3/4" L:12"

- RS2-ABR ID: 3/4" L:24"
- RS2-CP ID: 3/4" L:24"
- RS2-GA ID: 3/4" L:24"
- RS2-SB ID: 3/4" L:24"

- RS3-ABR ID: 3/4" L:36"
- RS3-CP ID: 3/4" L:36"
- RS3-GA ID: 3/4" L:36"
- RS3-SB ID: 3/4" L:36"

R SERIES



RRRS18-GA

Shade Only.
Shown with optional
RSCK-GA Canopy Kit and
RS1-GA Stem

Galvanized finishes may
be inconsistent



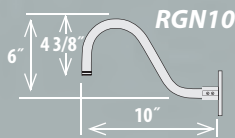
RRRS18-SB

Shade Only.
Shown with optional
RGN15-SB Goose Neck

EASY TO ORDER:

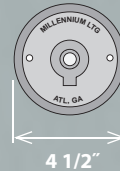
1. Choose a Shade
2. Choose a Goose Neck for Wall Mount **OR** Choose a Stem & Canopy Kit for Ceiling Mount

GOOSE NECKS (Actual Photos Shown on Page 238)

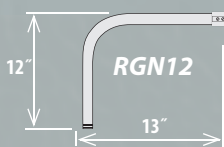


RGN10

RGN10-ABR ID: 3/4" L:10"
RGN10-CP ID: 3/4" L:10"
RGN10-GA ID: 3/4" L:10"
RGN10-SB ID: 3/4" L:10"

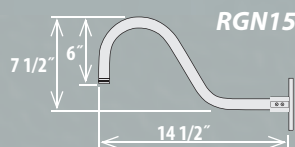


Back Plate included
with goose neck



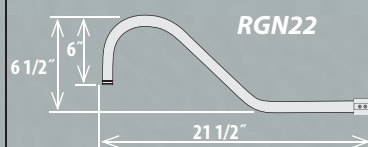
RGN12

RGN12-ABR ID: 3/4" L:13"
RGN12-CP ID: 3/4" L:13"
RGN12-GA ID: 3/4" L:13"
RGN12-SB ID: 3/4" L:13"



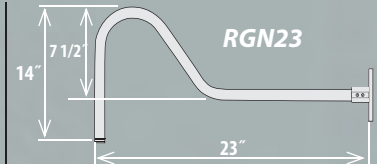
RGN15

RGN15-ABR ID: 3/4" L:14 1/2"
RGN15-CP ID: 3/4" L:14 1/2"
RGN15-GA ID: 3/4" L:14 1/2"
RGN15-SB ID: 3/4" L:14 1/2"



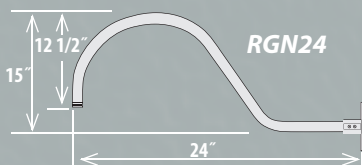
RGN22

RGN22-ABR ID: 3/4" L:21 1/2"
RGN22-CP ID: 3/4" L:21 1/2"
RGN22-GA ID: 3/4" L:21 1/2"
RGN22-SB ID: 3/4" L:21 1/2"



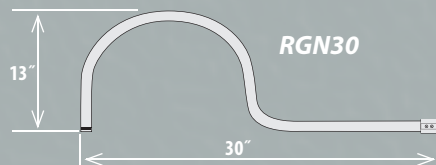
RGN23

RGN23-ABR ID: 3/4" L:23"
RGN23-CP ID: 3/4" L:23"
RGN23-GA ID: 3/4" L:23"
RGN23-SB ID: 3/4" L:23"



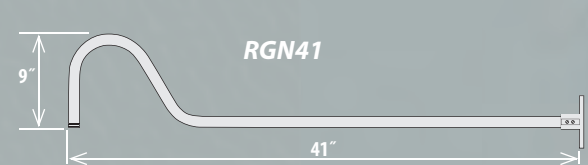
RGN24

RGN24-ABR ID: 3/4" L:24"
RGN24-CP ID: 3/4" L:24"
RGN24-GA ID: 3/4" L:24"
RGN24-SB ID: 3/4" L:24"



RGN30

RGN30-ABR ID: 3/4" L:30"
RGN30-CP ID: 3/4" L:30"
RGN30-GA ID: 3/4" L:30"
RGN30-SB ID: 3/4" L:30"



RGN41

RGN41-ABR ID: 3/4" L:41"
RGN41-CP ID: 3/4" L:41"
RGN41-GA ID: 3/4" L:41"
RGN41-SB ID: 3/4" L:41"

14" RAILROAD SHADES



Finishes:

- Architectural Bronze - ABR
- Copper - CP
- Galvanized - GA
- Satin Black - SB

RRRS14-SB

Shade Only.
Shown with optional
RSCK-SB Canopy Kit and
RS1-SB Stem



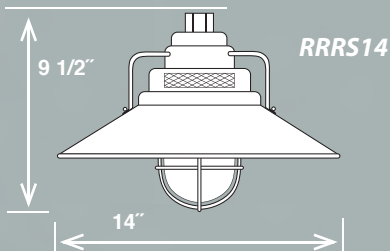
RRRS14-GA

Shade Only.
Shown with optional
RSCK-GA Canopy Kit and
RS1-GA Stem



Galvanized finishes may
be inconsistent

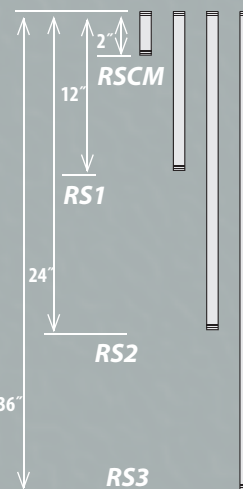
RAILROAD SHADES



- RRRS14-ABR W: 14" H: 9 1/2" Wire: 100" Med. 100W A19
- RRRS14-CP W: 14" H: 9 1/2" Wire: 100" Med. 100W A19
- RRRS14-GA W: 14" H: 9 1/2" Wire: 100" Med. 100W A19
- RRRS14-SB W: 14" H: 9 1/2" Wire: 100" Med. 100W A19

Removeable glass guard and inside
etched glass included

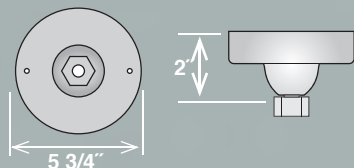
STEMS



- RSCM-ABR ID: 3/4" L:2"
- RSCM-CP ID: 3/4" L:2"
- RSCM-GA ID: 3/4" L:2"
- RSCM-SB ID: 3/4" L:2"
- RS1-ABR ID: 3/4" L:12"
- RS1-CP ID: 3/4" L:12"
- RS1-GA ID: 3/4" L:12"
- RS1-SB ID: 3/4" L:12"
- RS2-ABR ID: 3/4" L:24"
- RS2-CP ID: 3/4" L:24"
- RS2-GA ID: 3/4" L:24"
- RS2-SB ID: 3/4" L:24"
- RS3-ABR ID: 3/4" L:36"
- RS3-CP ID: 3/4" L:36"
- RS3-GA ID: 3/4" L:36"
- RS3-SB ID: 3/4" L:36"

CANOPY KITS (for Ceiling Applications)

RSCK



Canopy Kits will Swivel up to 25°

- RSCK-ABR W: 5 3/4"
- RSCK-CP W: 5 3/4"
- RSCK-GA W: 5 3/4"
- RSCK-SB W: 5 3/4"

R SERIES



RRRS14-ABR

Shade Only.
Shown with optional
RSCK-ABR Canopy Kit and
RS1-ABR Stem



RRRS14-CP

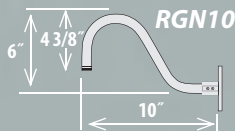
Shade Only.
Shown with optional
RGN15-CP Goose Neck

Multi-step painted
copper finish is uniform
on inside and outside
areas of shade

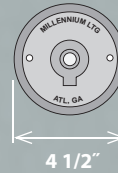
EASY TO ORDER:

1. Choose a Shade
2. Choose a Goose Neck for Wall Mount **OR** Choose a Stem & Canopy Kit for Ceiling Mount

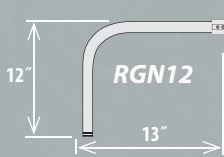
GOOSE NECKS (Actual Photos Shown on Page 238)



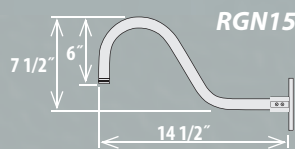
RGN10-ABR ID: 3/4" L:10"
RGN10-CP ID: 3/4" L:10"
RGN10-GA ID: 3/4" L:10"
RGN10-SB ID: 3/4" L:10"



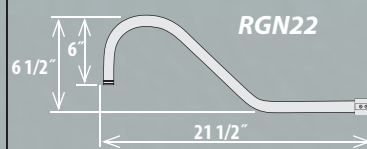
Back Plate included
with goose neck



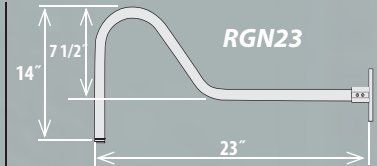
RGN12-ABR ID: 3/4" L:13"
RGN12-CP ID: 3/4" L:13"
RGN12-GA ID: 3/4" L:13"
RGN12-SB ID: 3/4" L:13"



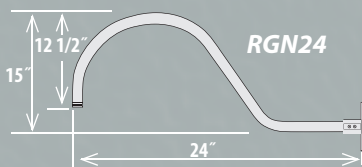
RGN15-ABR ID: 3/4" L:14 1/2"
RGN15-CP ID: 3/4" L:14 1/2"
RGN15-GA ID: 3/4" L:14 1/2"
RGN15-SB ID: 3/4" L:14 1/2"



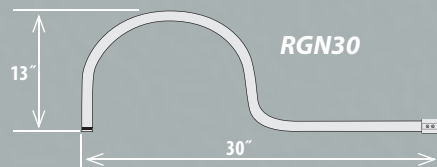
RGN22-ABR ID: 3/4" L:21 1/2"
RGN22-CP ID: 3/4" L:21 1/2"
RGN22-GA ID: 3/4" L:21 1/2"
RGN22-SB ID: 3/4" L:21 1/2"



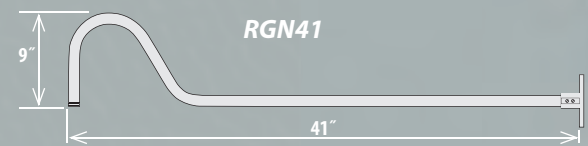
RGN23-ABR ID: 3/4" L:23"
RGN23-CP ID: 3/4" L:23"
RGN23-GA ID: 3/4" L:23"
RGN23-SB ID: 3/4" L:23"



RGN24-ABR ID: 3/4" L:24"
RGN24-CP ID: 3/4" L:24"
RGN24-GA ID: 3/4" L:24"
RGN24-SB ID: 3/4" L:24"



RGN30-ABR ID: 3/4" L:30"
RGN30-CP ID: 3/4" L:30"
RGN30-GA ID: 3/4" L:30"
RGN30-SB ID: 3/4" L:30"



RGN41-ABR ID: 3/4" L:41"
RGN41-CP ID: 3/4" L:41"
RGN41-GA ID: 3/4" L:41"
RGN41-SB ID: 3/4" L:41"

18" RADIAL WAVE SHADES



RRWS18-WH

Shade Only.
Shown with optional
RSCK-WH Canopy Kit and
RS1-WH Stem

Finishes:

- Architectural Bronze - ABR
- Copper - CP
- Galvanized - GA
- Satin Black - SB
- Satin Green - SG
- Satin Red - SR
- White - WH



RRWS18-CP

Shade Only.
Shown with optional
RSCK-CP Canopy Kit and
RS1-CP Stem

Multi-step painted
copper finish is uniform
on inside and outside
areas of shade

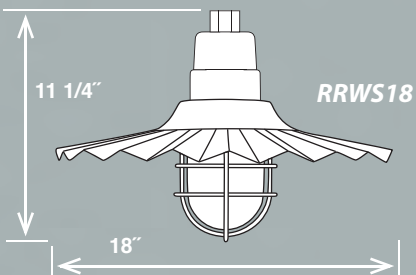


RRWS18-SG

Shade Only.
Shown with optional
RSCK-SG Canopy Kit and
RS1-SG Stem



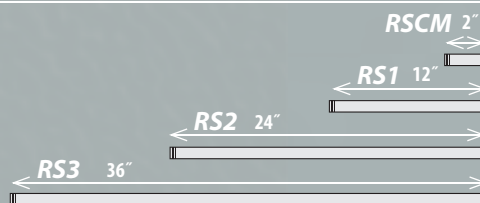
RADIAL WAVE SHADES



Removeable glass guard and inside
etched glass included

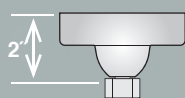
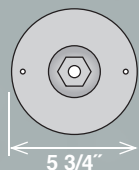
RRWS18-ABR	W: 18"	H: 11 1/4"	Wire: 100"	Med. 100W A19
RRWS18-CP	W: 18"	H: 11 1/4"	Wire: 100"	Med. 100W A19
RRWS18-GA	W: 18"	H: 11 1/4"	Wire: 100"	Med. 100W A19
RRWS18-SB	W: 18"	H: 11 1/4"	Wire: 100"	Med. 100W A19
RRWS18-SG	W: 18"	H: 11 1/4"	Wire: 100"	Med. 100W A19
RRWS18-SR	W: 18"	H: 11 1/4"	Wire: 100"	Med. 100W A19
RRWS18-WH	W: 18"	H: 11 1/4"	Wire: 100"	Med. 100W A19

STEMS



CANOPY KITS (for Ceiling Applications)

RSCK



Canopy Kits will Swivel up to 25°

RSCK-ABR	W: 5 3/4"
RSCK-CP	W: 5 3/4"
RSCK-GA	W: 5 3/4"
RSCK-SB	W: 5 3/4"
RSCK-SG	W: 5 3/4"
RSCK-SR	W: 5 3/4"
RSCK-WH	W: 5 3/4"

RSCM-ABR	ID: 3/4"	L: 2"	RS2-ABR	ID: 3/4"	L: 12"
RSCM-CP	ID: 3/4"	L: 2"	RS2-CP	ID: 3/4"	L: 12"
RSCM-GA	ID: 3/4"	L: 2"	RS2-GA	ID: 3/4"	L: 12"
RSCM-SB	ID: 3/4"	L: 2"	RS2-SB	ID: 3/4"	L: 12"
RSCM-SG	ID: 3/4"	L: 2"	RS2-SG	ID: 3/4"	L: 12"
RSCM-SR	ID: 3/4"	L: 2"	RS2-SR	ID: 3/4"	L: 12"
RSCM-WH	ID: 3/4"	L: 2"	RS2-WH	ID: 3/4"	L: 12"
RS1-ABR	ID: 3/4"	L: 12"	RS3-ABR	ID: 3/4"	L: 12"
RS1-CP	ID: 3/4"	L: 12"	RS3-CP	ID: 3/4"	L: 12"
RS1-GA	ID: 3/4"	L: 12"	RS3-GA	ID: 3/4"	L: 12"
RS1-SB	ID: 3/4"	L: 12"	RS3-SB	ID: 3/4"	L: 12"
RS1-SG	ID: 3/4"	L: 12"	RS3-SG	ID: 3/4"	L: 12"
RS1-SR	ID: 3/4"	L: 12"	RS3-SR	ID: 3/4"	L: 12"
RS1-WH	ID: 3/4"	L: 12"	RS3-WH	ID: 3/4"	L: 12"

R SERIES



RRWS18-GA

Shade Only.
Shown with optional
RSCK-GA Canopy Kit and
RS1-GA Stem

Galvanized finishes may
be inconsistent



RRWS18-SB

Shade Only.
Shown with optional
RSCK-SB Canopy Kit and
RS1-SB Stem



RRWS18-ABR

Shade Only.
Shown with optional
RSCK-ABR Canopy Kit and
RS1-ABR Stem



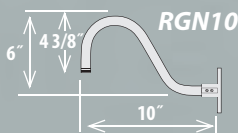
RRWS18-SR

Shade Only.
Shown with optional
RGN15-SR Goose Neck

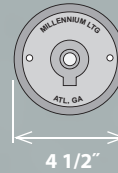
EASY TO ORDER:

1. Choose a Shade
2. Choose a Goose Neck
for Wall Mount **OR**
Choose a Stem & Canopy Kit
for Ceiling Mount

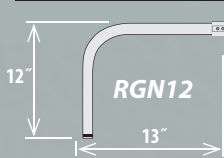
GOOSE NECKS (Actual Photos Shown on Page 238)



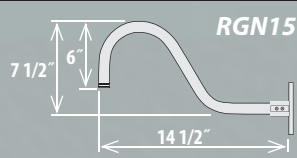
RGN10-ABR	ID: 3/4"	L:10"
RGN10-CP	ID: 3/4"	L:10"
RGN10-GA	ID: 3/4"	L:10"
RGN10-SB	ID: 3/4"	L:10"
RGN10-SG	ID: 3/4"	L:10"
RGN10-SR	ID: 3/4"	L:10"
RGN10-WH	ID: 3/4"	L:10"



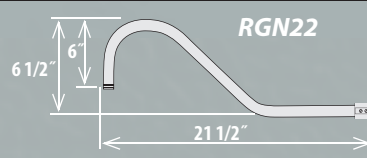
Back Plate included
with goose neck



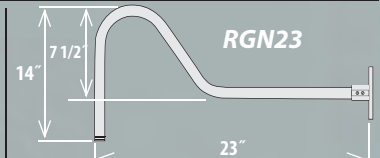
RGN12-ABR	ID: 3/4"	L:13"
RGN12-CP	ID: 3/4"	L:13"
RGN12-GA	ID: 3/4"	L:13"
RGN12-SB	ID: 3/4"	L:13"
RGN12-SG	ID: 3/4"	L:13"
RGN12-SR	ID: 3/4"	L:13"
RGN12-WH	ID: 3/4"	L:13"



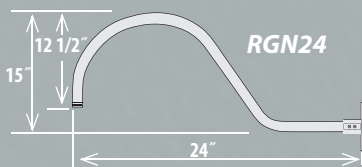
RGN15-ABR	ID: 3/4"	L:14 1/2"
RGN15-CP	ID: 3/4"	L:14 1/2"
RGN15-GA	ID: 3/4"	L:14 1/2"
RGN15-SB	ID: 3/4"	L:14 1/2"
RGN15-SG	ID: 3/4"	L:14 1/2"
RGN15-SR	ID: 3/4"	L:14 1/2"
RGN15-WH	ID: 3/4"	L:14 1/2"



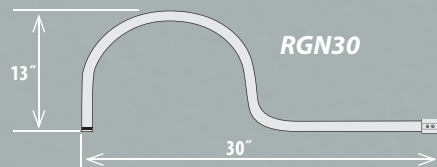
RGN22-ABR	ID: 3/4"	L:21 1/2"
RGN22-CP	ID: 3/4"	L:21 1/2"
RGN22-GA	ID: 3/4"	L:21 1/2"
RGN22-SB	ID: 3/4"	L:21 1/2"
RGN22-SG	ID: 3/4"	L:21 1/2"
RGN22-SR	ID: 3/4"	L:21 1/2"
RGN22-WH	ID: 3/4"	L:21 1/2"



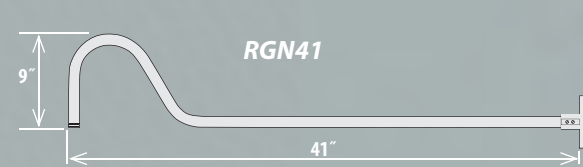
RGN23-ABR	ID: 3/4"	L:23"
RGN23-CP	ID: 3/4"	L:23"
RGN23-GA	ID: 3/4"	L:23"
RGN23-SB	ID: 3/4"	L:23"
RGN23-SG	ID: 3/4"	L:23"
RGN23-SR	ID: 3/4"	L:23"
RGN23-WH	ID: 3/4"	L:23"



RGN24-ABR	ID: 3/4"	L:24"
RGN24-CP	ID: 3/4"	L:24"
RGN24-GA	ID: 3/4"	L:24"
RGN24-SB	ID: 3/4"	L:24"
RGN24-SG	ID: 3/4"	L:24"
RGN24-SR	ID: 3/4"	L:24"
RGN24-WH	ID: 3/4"	L:24"



RGN30-ABR	ID: 3/4"	L:30"
RGN30-CP	ID: 3/4"	L:30"
RGN30-GA	ID: 3/4"	L:30"
RGN30-SB	ID: 3/4"	L:30"
RGN30-SG	ID: 3/4"	L:30"
RGN30-SR	ID: 3/4"	L:30"
RGN30-WH	ID: 3/4"	L:30"



RGN41-ABR	ID: 3/4"	L:41"
RGN41-CP	ID: 3/4"	L:41"
RGN41-GA	ID: 3/4"	L:41"
RGN41-SB	ID: 3/4"	L:41"
RGN41-SG	ID: 3/4"	L:41"
RGN41-SR	ID: 3/4"	L:41"
RGN41-WH	ID: 3/4"	L:41"

15" RADIAL WAVE SHADES



Finishes:

- Architectural Bronze - ABR
- Copper - CP
- Galvanized - GA
- Satin Black - SB
- Satin Green - SG
- Satin Red - SR
- White - WH



RRWS15-GA

Shade Only.
Shown with optional
RSCK-GA Canopy Kit and
RS1-GA Stem

Galvanized finishes may
be inconsistent



RRWS15-SB

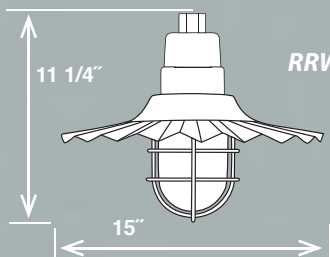
Shade Only.
Shown with optional
RSCK-SB Canopy Kit and
RS1-SB Stem



RRWS15-WH

Shade Only.
Shown with optional
RSCK-WH Canopy Kit and
RS1-WH Stem

RADIAL WAVE SHADES

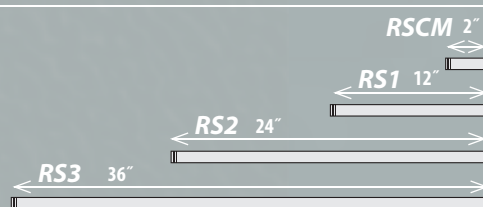


RRWS15

Removeable glass guard and inside
etched glass included

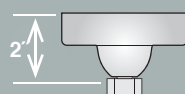
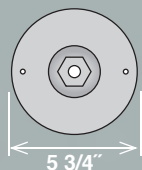
RRWS15-ABR	W: 15"	H: 11 1/4"	Wire: 100"	Med. 100W A19
RRWS15-CP	W: 15"	H: 11 1/4"	Wire: 100"	Med. 100W A19
RRWS15-GA	W: 15"	H: 11 1/4"	Wire: 100"	Med. 100W A19
RRWS15-SB	W: 15"	H: 11 1/4"	Wire: 100"	Med. 100W A19
RRWS15-SG	W: 15"	H: 11 1/4"	Wire: 100"	Med. 100W A19
RRWS15-SR	W: 15"	H: 11 1/4"	Wire: 100"	Med. 100W A19
RRWS15-WH	W: 15"	H: 11 1/4"	Wire: 100"	Med. 100W A19

STEMS



CANOPY KITS (for Ceiling Applications)

RSCK

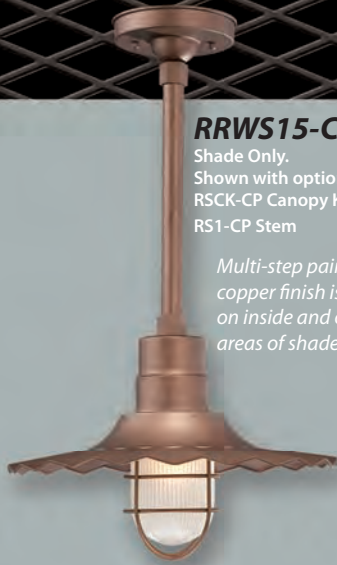


Canopy Kits will Swivel up to 25°

RSCK-ABR	W: 5 3/4"
RSCK-CP	W: 5 3/4"
RSCK-GA	W: 5 3/4"
RSCK-SB	W: 5 3/4"
RSCK-SG	W: 5 3/4"
RSCK-SR	W: 5 3/4"
RSCK-WH	W: 5 3/4"

RSCM-ABR	ID: 3/4"	L: 2"	RS2-ABR	ID: 3/4"	L: 12"
RSCM-CP	ID: 3/4"	L: 2"	RS2-CP	ID: 3/4"	L: 12"
RSCM-GA	ID: 3/4"	L: 2"	RS2-GA	ID: 3/4"	L: 12"
RSCM-SB	ID: 3/4"	L: 2"	RS2-SB	ID: 3/4"	L: 12"
RSCM-SG	ID: 3/4"	L: 2"	RS2-SG	ID: 3/4"	L: 12"
RSCM-SR	ID: 3/4"	L: 2"	RS2-SR	ID: 3/4"	L: 12"
RSCM-WH	ID: 3/4"	L: 2"	RS2-WH	ID: 3/4"	L: 12"
RS1-ABR	ID: 3/4"	L: 12"	RS3-ABR	ID: 3/4"	L: 12"
RS1-CP	ID: 3/4"	L: 12"	RS3-CP	ID: 3/4"	L: 12"
RS1-GA	ID: 3/4"	L: 12"	RS3-GA	ID: 3/4"	L: 12"
RS1-SB	ID: 3/4"	L: 12"	RS3-SB	ID: 3/4"	L: 12"
RS1-SG	ID: 3/4"	L: 12"	RS3-SG	ID: 3/4"	L: 12"
RS1-SR	ID: 3/4"	L: 12"	RS3-SR	ID: 3/4"	L: 12"
RS1-WH	ID: 3/4"	L: 12"	RS3-WH	ID: 3/4"	L: 12"

R SERIES



RRWS15-CP

Shade Only.
Shown with optional
RSCK-CP Canopy Kit and
RS1-CP Stem

*Multi-step painted
copper finish is uniform
on inside and outside
areas of shade*



RRWS15-ABR

Shade Only.
Shown with optional
RSCK-ABR Canopy Kit and
RS1-ABR Stem



RRWS15-SR

Shade Only.
Shown with optional
RSCK-SR Canopy Kit and
RS1-SR Stem

RRWS15-SG

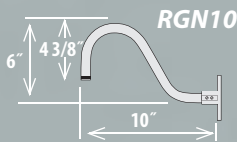
Shade Only.
Shown with optional
RGN15-SG Goose Neck



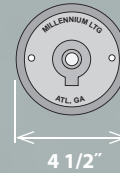
EASY TO ORDER:

1. Choose a Shade
2. Choose a Goose Neck for Wall Mount **OR** Choose a Stem & Canopy Kit for Ceiling Mount

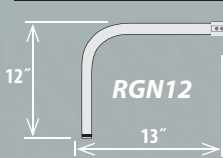
GOOSE NECKS (Actual Photos Shown on Page 238)



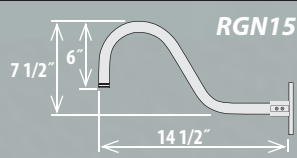
RGN10-ABR	ID: 3/4"	L:10"
RGN10-CP	ID: 3/4"	L:10"
RGN10-GA	ID: 3/4"	L:10"
RGN10-SB	ID: 3/4"	L:10"
RGN10-SG	ID: 3/4"	L:10"
RGN10-SR	ID: 3/4"	L:10"
RGN10-WH	ID: 3/4"	L:10"



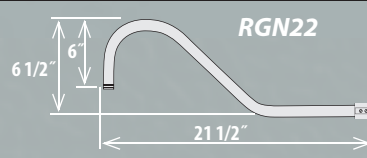
Back Plate included
with goose neck



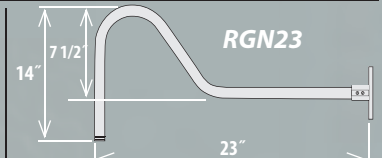
RGN12-ABR	ID: 3/4"	L:13"
RGN12-CP	ID: 3/4"	L:13"
RGN12-GA	ID: 3/4"	L:13"
RGN12-SB	ID: 3/4"	L:13"
RGN12-SG	ID: 3/4"	L:13"
RGN12-SR	ID: 3/4"	L:13"
RGN12-WH	ID: 3/4"	L:13"



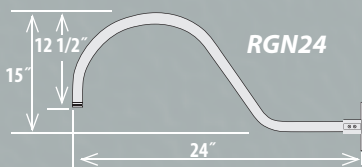
RGN15-ABR	ID: 3/4"	L:14 1/2"
RGN15-CP	ID: 3/4"	L:14 1/2"
RGN15-GA	ID: 3/4"	L:14 1/2"
RGN15-SB	ID: 3/4"	L:14 1/2"
RGN15-SG	ID: 3/4"	L:14 1/2"
RGN15-SR	ID: 3/4"	L:14 1/2"
RGN15-WH	ID: 3/4"	L:14 1/2"



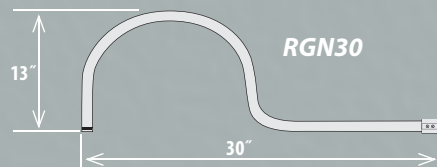
RGN22-ABR	ID: 3/4"	L:21 1/2"
RGN22-CP	ID: 3/4"	L:21 1/2"
RGN22-GA	ID: 3/4"	L:21 1/2"
RGN22-SB	ID: 3/4"	L:21 1/2"
RGN22-SG	ID: 3/4"	L:21 1/2"
RGN22-SR	ID: 3/4"	L:21 1/2"
RGN22-WH	ID: 3/4"	L:21 1/2"



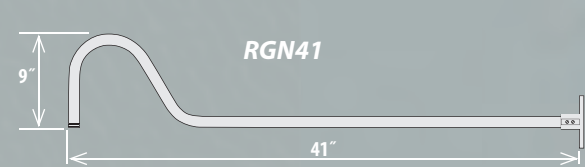
RGN23-ABR	ID: 3/4"	L:23"
RGN23-CP	ID: 3/4"	L:23"
RGN23-GA	ID: 3/4"	L:23"
RGN23-SB	ID: 3/4"	L:23"
RGN23-SG	ID: 3/4"	L:23"
RGN23-SR	ID: 3/4"	L:23"
RGN23-WH	ID: 3/4"	L:23"



RGN24-ABR	ID: 3/4"	L:24"
RGN24-CP	ID: 3/4"	L:24"
RGN24-GA	ID: 3/4"	L:24"
RGN24-SB	ID: 3/4"	L:24"
RGN24-SG	ID: 3/4"	L:24"
RGN24-SR	ID: 3/4"	L:24"
RGN24-WH	ID: 3/4"	L:24"



RGN30-ABR	ID: 3/4"	L:30"
RGN30-CP	ID: 3/4"	L:30"
RGN30-GA	ID: 3/4"	L:30"
RGN30-SB	ID: 3/4"	L:30"
RGN30-SG	ID: 3/4"	L:30"
RGN30-SR	ID: 3/4"	L:30"
RGN30-WH	ID: 3/4"	L:30"



RGN41-ABR	ID: 3/4"	L:41"
RGN41-CP	ID: 3/4"	L:41"
RGN41-GA	ID: 3/4"	L:41"
RGN41-SB	ID: 3/4"	L:41"
RGN41-SG	ID: 3/4"	L:41"
RGN41-SR	ID: 3/4"	L:41"
RGN41-WH	ID: 3/4"	L:41"

12" RADIAL WAVE SHADES



RRWS12-SR
Shade Only.
Shown with optional
RSCK-SR Canopy Kit and
RS1-SR Stem

RRWS12-ABR
Shade Only.
Shown with optional
RSCK-ABR Canopy Kit and
RS1-ABR Stem

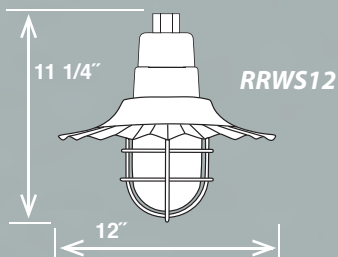
RRWS12-SB
Shade Only.
Shown with optional
RSCK-SB Canopy Kit and
RS1-SB Stem



Finishes:

- Architectural Bronze - ABR
- Copper - CP
- Galvanized - GA
- Satin Black - SB
- Satin Green - SG
- Satin Red - SR
- White - WH

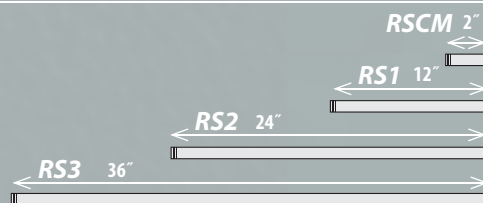
RADIAL WAVE SHADES



Removeable glass guard and inside etched glass included

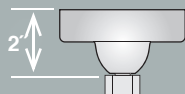
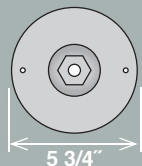
RRWS12-ABR	W: 12"	H: 11 1/4"	Wire: 100"	Med. 100W A19
RRWS12-CP	W: 12"	H: 11 1/4"	Wire: 100"	Med. 100W A19
RRWS12-GA	W: 12"	H: 11 1/4"	Wire: 100"	Med. 100W A19
RRWS12-SB	W: 12"	H: 11 1/4"	Wire: 100"	Med. 100W A19
RRWS12-SG	W: 12"	H: 11 1/4"	Wire: 100"	Med. 100W A19
RRWS12-SR	W: 12"	H: 11 1/4"	Wire: 100"	Med. 100W A19
RRWS12-WH	W: 12"	H: 11 1/4"	Wire: 100"	Med. 100W A19

STEMS



CANOPY KITS (for Ceiling Applications)

RSCK



Canopy Kits will Swivel up to 25°

RSCK-ABR	W: 5 3/4"
RSCK-CP	W: 5 3/4"
RSCK-GA	W: 5 3/4"
RSCK-SB	W: 5 3/4"
RSCK-SG	W: 5 3/4"
RSCK-SR	W: 5 3/4"
RSCK-WH	W: 5 3/4"

RSCM-ABR	ID: 3/4" L: 2"	RS2-ABR	ID: 3/4" L: 12"
RSCM-CP	ID: 3/4" L: 2"	RS2-CP	ID: 3/4" L: 12"
RSCM-GA	ID: 3/4" L: 2"	RS2-GA	ID: 3/4" L: 12"
RSCM-SB	ID: 3/4" L: 2"	RS2-SB	ID: 3/4" L: 12"
RSCM-SG	ID: 3/4" L: 2"	RS2-SG	ID: 3/4" L: 12"
RSCM-SR	ID: 3/4" L: 2"	RS2-SR	ID: 3/4" L: 12"
RSCM-WH	ID: 3/4" L: 2"	RS2-WH	ID: 3/4" L: 12"
RS1-ABR	ID: 3/4" L: 12"	RS3-ABR	ID: 3/4" L: 12"
RS1-CP	ID: 3/4" L: 12"	RS3-CP	ID: 3/4" L: 12"
RS1-GA	ID: 3/4" L: 12"	RS3-GA	ID: 3/4" L: 12"
RS1-SB	ID: 3/4" L: 12"	RS3-SB	ID: 3/4" L: 12"
RS1-SG	ID: 3/4" L: 12"	RS3-SG	ID: 3/4" L: 12"
RS1-SR	ID: 3/4" L: 12"	RS3-SR	ID: 3/4" L: 12"
RS1-WH	ID: 3/4" L: 12"	RS3-WH	ID: 3/4" L: 12"

R SERIES



RRWS12-CP
Shade Only.
Shown with optional
RSCK-CP Canopy Kit and
RS1-CP Stem


*Multi-step painted
copper finish is uniform
on inside and outside
areas of shade*



RRWS12-SG
Shade Only.
Shown with optional
RSCK-SG Canopy Kit and
RS1-SG Stem



RRWS12-WH
Shade Only.
Shown with optional
RSCK-WH Canopy Kit and
RS1-WH Stem



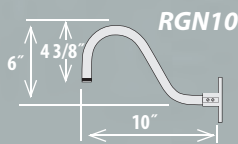
RRWS12-GA
Shade Only.
Shown with optional
RGN15-GA Goose Neck

Galvanized finishes may
be inconsistent

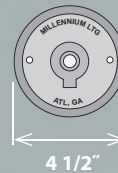
EASY TO ORDER:

1. Choose a Shade
2. Choose a Goose Neck
for Wall Mount **OR**
Choose a Stem & Canopy Kit
for Ceiling Mount

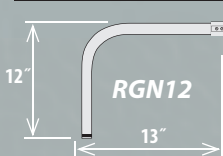
GOOSE NECKS (Actual Photos Shown on Page 238)



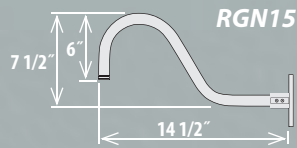
RGN10-ABR	ID: 3/4"	L:10"
RGN10-CP	ID: 3/4"	L:10"
RGN10-GA	ID: 3/4"	L:10"
RGN10-SB	ID: 3/4"	L:10"
RGN10-SG	ID: 3/4"	L:10"
RGN10-SR	ID: 3/4"	L:10"
RGN10-WH	ID: 3/4"	L:10"



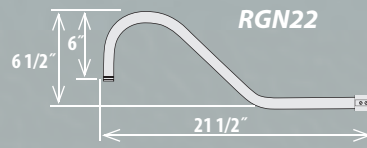
Back Plate included
with goose neck



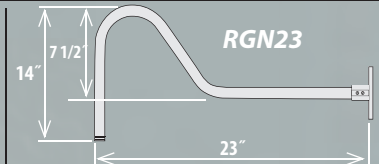
RGN12-ABR	ID: 3/4"	L:13"
RGN12-CP	ID: 3/4"	L:13"
RGN12-GA	ID: 3/4"	L:13"
RGN12-SB	ID: 3/4"	L:13"
RGN12-SG	ID: 3/4"	L:13"
RGN12-SR	ID: 3/4"	L:13"
RGN12-WH	ID: 3/4"	L:13"



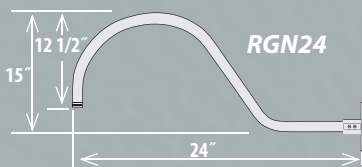
RGN15-ABR	ID: 3/4"	L:14 1/2"
RGN15-CP	ID: 3/4"	L:14 1/2"
RGN15-GA	ID: 3/4"	L:14 1/2"
RGN15-SB	ID: 3/4"	L:14 1/2"
RGN15-SG	ID: 3/4"	L:14 1/2"
RGN15-SR	ID: 3/4"	L:14 1/2"
RGN15-WH	ID: 3/4"	L:14 1/2"



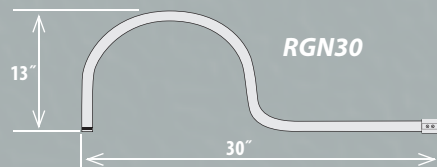
RGN22-ABR	ID: 3/4"	L:21 1/2"
RGN22-CP	ID: 3/4"	L:21 1/2"
RGN22-GA	ID: 3/4"	L:21 1/2"
RGN22-SB	ID: 3/4"	L:21 1/2"
RGN22-SG	ID: 3/4"	L:21 1/2"
RGN22-SR	ID: 3/4"	L:21 1/2"
RGN22-WH	ID: 3/4"	L:21 1/2"



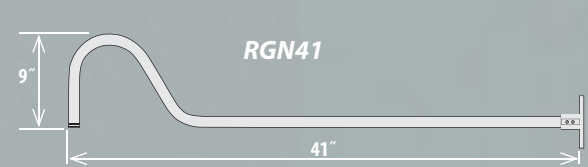
RGN23-ABR	ID: 3/4"	L:23"
RGN23-CP	ID: 3/4"	L:23"
RGN23-GA	ID: 3/4"	L:23"
RGN23-SB	ID: 3/4"	L:23"
RGN23-SG	ID: 3/4"	L:23"
RGN23-SR	ID: 3/4"	L:23"
RGN23-WH	ID: 3/4"	L:23"



RGN24-ABR	ID: 3/4"	L:24"
RGN24-CP	ID: 3/4"	L:24"
RGN24-GA	ID: 3/4"	L:24"
RGN24-SB	ID: 3/4"	L:24"
RGN24-SG	ID: 3/4"	L:24"
RGN24-SR	ID: 3/4"	L:24"
RGN24-WH	ID: 3/4"	L:24"



RGN30-ABR	ID: 3/4"	L:30"
RGN30-CP	ID: 3/4"	L:30"
RGN30-GA	ID: 3/4"	L:30"
RGN30-SB	ID: 3/4"	L:30"
RGN30-SG	ID: 3/4"	L:30"
RGN30-SR	ID: 3/4"	L:30"
RGN30-WH	ID: 3/4"	L:30"



RGN41-ABR	ID: 3/4"	L:41"
RGN41-CP	ID: 3/4"	L:41"
RGN41-GA	ID: 3/4"	L:41"
RGN41-SB	ID: 3/4"	L:41"
RGN41-SG	ID: 3/4"	L:41"
RGN41-SR	ID: 3/4"	L:41"
RGN41-WH	ID: 3/4"	L:41"

17" WAREHOUSE SHADES



RWHS17-ABR

Shade Only.
Shown with optional
RSCK-ABR Canopy Kit,
RS1-ABR Stem
and RWG17-ABR
Wire Guard

RWHS17-SG

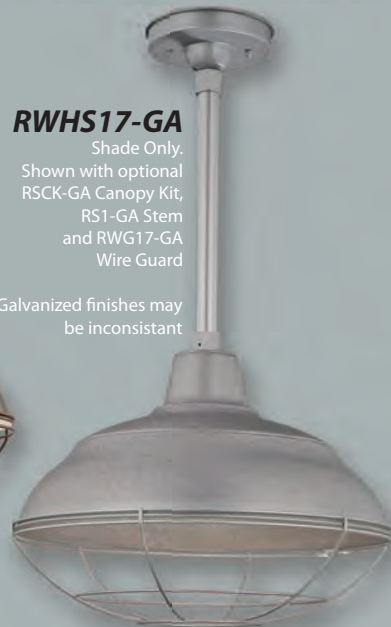
Shade Only.
Shown with optional
RSCK-SG Canopy Kit and
RS1-SG Stem



RWHS17-GA

Shade Only.
Shown with optional
RSCK-GA Canopy Kit,
RS1-GA Stem
and RWG17-GA
Wire Guard

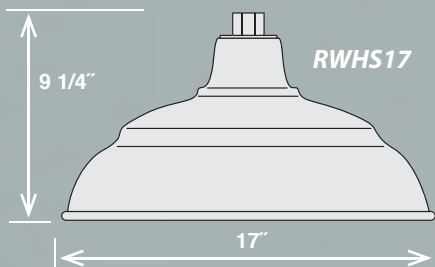
Galvanized finishes may
be inconsistent



Finishes:

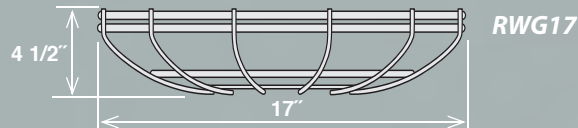
- Architectural Bronze - ABR
- Galvanized - GA
- Satin Black - SB
- Satin Green - SG
- Satin Red - SR
- White - WH

WAREHOUSE SHADES



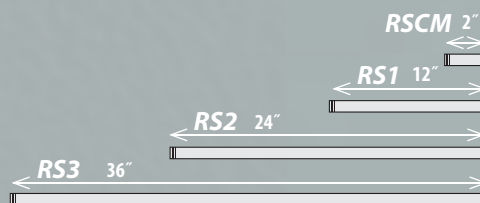
RWHS17-ABR	W: 17"	H: 9 1/4"	Wire: 100"	Med. 200W A21
RWHS17-GA	W: 17"	H: 9 1/4"	Wire: 100"	Med. 200W A21
RWHS17-SB	W: 17"	H: 9 1/4"	Wire: 100"	Med. 200W A21
RWHS17-SG	W: 17"	H: 9 1/4"	Wire: 100"	Med. 200W A21
RWHS17-SR	W: 17"	H: 9 1/4"	Wire: 100"	Med. 200W A21
RWHS17-WH	W: 17"	H: 9 1/4"	Wire: 100"	Med. 200W A21

WIRE GUARDS



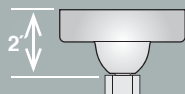
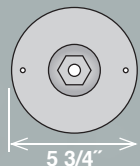
RWG17-ABR	W: 17"
RWG17-GA	W: 17"
RWG17-SB	W: 17"
RWG17-SG	W: 17"
RWG17-SR	W: 17"
RWG17-WH	W: 17"

STEMS



CANOPY KITS (for Ceiling Applications)

RSCK



RSCK-ABR	W: 5 3/4"
RSCK-GA	W: 5 3/4"
RSCK-SB	W: 5 3/4"
RSCK-SG	W: 5 3/4"
RSCK-SR	W: 5 3/4"
RSCK-WH	W: 5 3/4"

Canopy Kits will Swivel up to 25°

RSCM-ABR	ID: 3/4" L:2"	RS2-ABR	ID: 3/4" L:12"
RSCM-GA	ID: 3/4" L:2"	RS2-GA	ID: 3/4" L:12"
RSCM-SB	ID: 3/4" L:2"	RS2-SB	ID: 3/4" L:12"
RSCM-SG	ID: 3/4" L:2"	RS2-SG	ID: 3/4" L:12"
RSCM-SR	ID: 3/4" L:2"	RS2-SR	ID: 3/4" L:12"
RSCM-WH	ID: 3/4" L:2"	RS2-WH	ID: 3/4" L:12"

RS1-ABR	ID: 3/4" L:12"	RS3-ABR	ID: 3/4" L:12"
RS1-GA	ID: 3/4" L:12"	RS3-GA	ID: 3/4" L:12"
RS1-SB	ID: 3/4" L:12"	RS3-SB	ID: 3/4" L:12"
RS1-SG	ID: 3/4" L:12"	RS3-SG	ID: 3/4" L:12"
RS1-SR	ID: 3/4" L:12"	RS3-SR	ID: 3/4" L:12"
RS1-WH	ID: 3/4" L:12"	RS3-WH	ID: 3/4" L:12"

R SERIES




RWHS17-SR
Shade Only.
Shown with optional
RSCK-SR Canopy Kit and
RS1-SR Stem



RWHS17-WH
Shade Only.
Shown with optional
RSCK-WH Canopy Kit and
RS1-WH Stem

RWHS17-SB

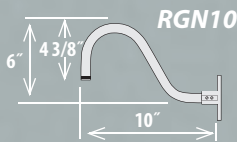
Shade Only.
Shown with optional
RGN15-SB Goose Neck



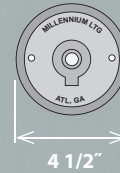
EASY TO ORDER:

1. Choose a Shade
2. Choose a Goose Neck for Wall Mount **OR** Choose a Stem & Canopy Kit for Ceiling Mount
3. Wire Guard Optional

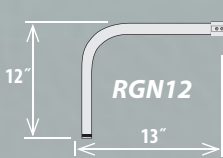
GOOSE NECKS (Actual Photos Shown on Page 238)



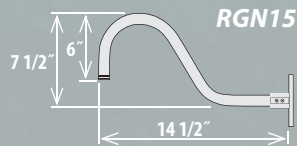
RGN10-ABR	ID: 3/4"	L:10"
RGN10-GA	ID: 3/4"	L:10"
RGN10-SB	ID: 3/4"	L:10"
RGN10-SG	ID: 3/4"	L:10"
RGN10-SR	ID: 3/4"	L:10"
RGN10-WH	ID: 3/4"	L:10"



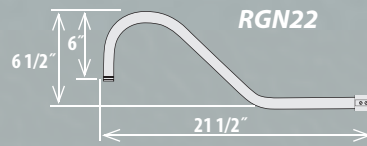
Back Plate included
with goose neck



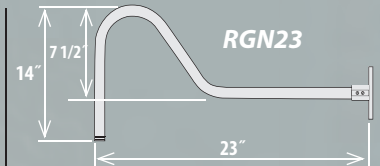
RGN12-ABR	ID: 3/4"	L:13"
RGN12-GA	ID: 3/4"	L:13"
RGN12-SB	ID: 3/4"	L:13"
RGN12-SG	ID: 3/4"	L:13"
RGN12-SR	ID: 3/4"	L:13"
RGN12-WH	ID: 3/4"	L:13"



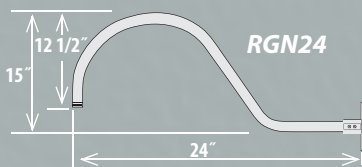
RGN15-ABR	ID: 3/4"	L:14 1/2"
RGN15-GA	ID: 3/4"	L:14 1/2"
RGN15-SB	ID: 3/4"	L:14 1/2"
RGN15-SG	ID: 3/4"	L:14 1/2"
RGN15-SR	ID: 3/4"	L:14 1/2"
RGN15-WH	ID: 3/4"	L:14 1/2"



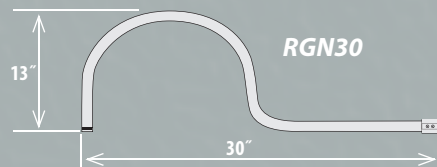
RGN22-ABR	ID: 3/4"	L:21 1/2"
RGN22-GA	ID: 3/4"	L:21 1/2"
RGN22-SB	ID: 3/4"	L:21 1/2"
RGN22-SG	ID: 3/4"	L:21 1/2"
RGN22-SR	ID: 3/4"	L:21 1/2"
RGN22-WH	ID: 3/4"	L:21 1/2"



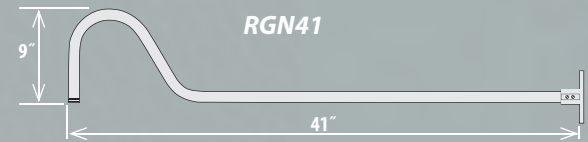
RGN23-ABR	ID: 3/4"	L:23"
RGN23-GA	ID: 3/4"	L:23"
RGN23-SB	ID: 3/4"	L:23"
RGN23-SG	ID: 3/4"	L:23"
RGN23-SR	ID: 3/4"	L:23"
RGN23-WH	ID: 3/4"	L:23"



RGN24-ABR	ID: 3/4"	L:24"
RGN24-GA	ID: 3/4"	L:24"
RGN24-SB	ID: 3/4"	L:24"
RGN24-SG	ID: 3/4"	L:24"
RGN24-SR	ID: 3/4"	L:24"
RGN24-WH	ID: 3/4"	L:24"



RGN30-ABR	ID: 3/4"	L:30"
RGN30-GA	ID: 3/4"	L:30"
RGN30-SB	ID: 3/4"	L:30"
RGN30-SG	ID: 3/4"	L:30"
RGN30-SR	ID: 3/4"	L:30"
RGN30-WH	ID: 3/4"	L:30"



RGN41-ABR	ID: 3/4"	L:41"
RGN41-GA	ID: 3/4"	L:41"
RGN41-SB	ID: 3/4"	L:41"
RGN41-SG	ID: 3/4"	L:41"
RGN41-SR	ID: 3/4"	L:41"
RGN41-WH	ID: 3/4"	L:41"

14" WAREHOUSE SHADES



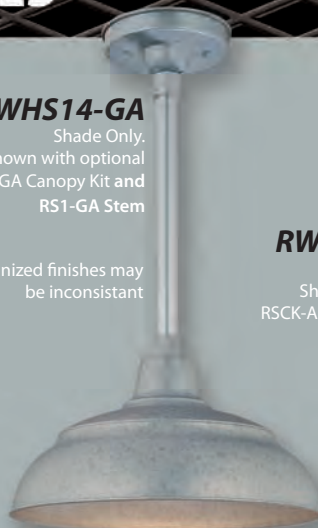
RWHS14-WH

Shade Only.
Shown with optional
RSCK-WH Canopy Kit and
RS1-WH Stem



RWHS14-GA


Shade Only.
Shown with optional
RSCK-GA Canopy Kit and
RS1-GA Stem



Galvanized finishes may
be inconsistent

RWHS14-ABR

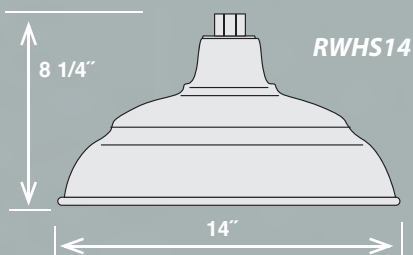
Shade Only.
Shown with optional
RSCK-ABR Canopy Kit and
RS1-ABR Stem



Finishes:

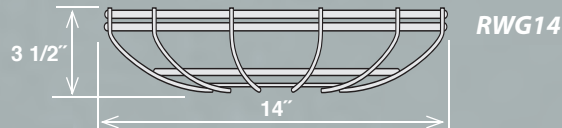
- Architectural Bronze - ABR
- Galvanized - GA
- Satin Black - SB
- Satin Green - SG
- Satin Red - SR
- White - WH

WAREHOUSE SHADES



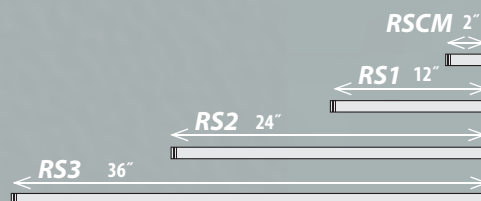
Model	W	H	Wire	Med.
RWHS14-ABR	14"	8 1/4"	100"	200W A21
RWHS14-GA	14"	8 1/4"	100"	200W A21
RWHS14-SB	14"	8 1/4"	100"	200W A21
RWHS14-SG	14"	8 1/4"	100"	200W A21
RWHS14-SR	14"	8 1/4"	100"	200W A21
RWHS14-WH	14"	8 1/4"	100"	200W A21

WIRE GUARDS



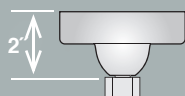
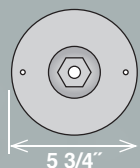
RWG14-ABR	W: 14"
RWG14-GA	W: 14"
RWG14-SB	W: 14"
RWG14-SG	W: 14"
RWG14-SR	W: 14"
RWG14-WH	W: 14"

STEMS



CANOPY KITS (for Ceiling Applications)

RSCK



RSCK-ABR	W: 5 3/4"
RSCK-GA	W: 5 3/4"
RSCK-SB	W: 5 3/4"
RSCK-SG	W: 5 3/4"
RSCK-SR	W: 5 3/4"
RSCK-WH	W: 5 3/4"

Canopy Kits will Swivel up to 25°

RSCM-ABR	ID: 3/4"	L: 2"	RS2-ABR	ID: 3/4"	L: 12"
RSCM-GA	ID: 3/4"	L: 2"	RS2-GA	ID: 3/4"	L: 12"
RSCM-SB	ID: 3/4"	L: 2"	RS2-SB	ID: 3/4"	L: 12"
RSCM-SG	ID: 3/4"	L: 2"	RS2-SG	ID: 3/4"	L: 12"
RSCM-SR	ID: 3/4"	L: 2"	RS2-SR	ID: 3/4"	L: 12"
RSCM-WH	ID: 3/4"	L: 2"	RS2-WH	ID: 3/4"	L: 12"

RS1-ABR	ID: 3/4"	L: 12"	RS3-ABR	ID: 3/4"	L: 12"
RS1-GA	ID: 3/4"	L: 12"	RS3-GA	ID: 3/4"	L: 12"
RS1-SB	ID: 3/4"	L: 12"	RS3-SB	ID: 3/4"	L: 12"
RS1-SG	ID: 3/4"	L: 12"	RS3-SG	ID: 3/4"	L: 12"
RS1-SR	ID: 3/4"	L: 12"	RS3-SR	ID: 3/4"	L: 12"
RS1-WH	ID: 3/4"	L: 12"	RS3-WH	ID: 3/4"	L: 12"