

FEATURES

- Granite & Marble are natural hard stones polished to a smooth, high gloss finish. Natural stone has typical variations in both color and pattern. Variations may occur in different vanity tops of the same color.
- Elegance Collection vanity tops in standard sizes with profiled front edge and bowl cut-out edge in 3 styles: Butterfly, Beveled, Eased.
- Undermount china oval bowl. 19 1/4" tops include 14" x 11" bowl, 22 1/4" tops include 17" x 14" bowl.
- Thickness: 1 1/4"
- 4" high x 3/4" deep loose backsplash with eased edge profile. Backsplash length is 1/4" shorter than vanity top length.
- Single, 4" or 8" faucet hole drillings
- Depths: 19 1/4" & 22 1/4"
- Single and Double bowls.
- 10 Year Ltd. Residential Warranty
3 Year Ltd. Commercial Warranty



Sea Green granite vanity top with beveled edge

To Be Specified: Vanity Top Size

Bowl	Length (A)		Model No.	Ship Wt.	19-1/4" Depth			22-1/4" Depth			
					Bowl Depth (B)	Bowl Depth (C)		Model No.	Ship Wt.	Bowl Depth (B)	Bowl Depth (C)
Single	25"	<input type="checkbox"/>	G2519	85 lbs.	8 1/4"	8 3/4"	<input type="checkbox"/>	G2522	91 lbs.	8 3/4"	9 1/4"
Single	31"	<input type="checkbox"/>	G3119	94 lbs.	8 1/4"	8 3/4"	<input type="checkbox"/>	G3122	102 lbs.	8 3/4"	9 1/4"
Single	37"	<input type="checkbox"/>	G3719	104 lbs.	8 1/4"	8 3/4"	<input type="checkbox"/>	G3722	113 lbs.	8 3/4"	9 1/4"
Single	43"						<input type="checkbox"/>	G4322	124 lbs.	8 3/4"	9 1/4"
Single	49"	<input type="checkbox"/>	G4919	123 lbs.	8 1/4"	8 3/4"	<input type="checkbox"/>	G4922	135 lbs.	8 3/4"	9 1/4"
Single	61"						<input type="checkbox"/>	G6122	157 lbs.	8 3/4"	9 1/4"
Double	61"						<input type="checkbox"/>	G61222*	167 lbs.	8 3/4"	9 1/4"
Sidesplash LH		<input type="checkbox"/>	SSLG19	20 lbs.			<input type="checkbox"/>	SSLG22	20 lbs.		
Sidesplash RH		<input type="checkbox"/>	SSRG19	20 lbs.			<input type="checkbox"/>	SSRG22	20 lbs.		

*Bowl Center: 61" double bowls 15-1/2" L/R


COLORS

- 4 Marble colors
- 1 Granite color

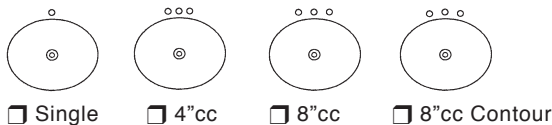
OPTIONS

- Side Splashes with eased edge profile. See note below.

Backsplash



To Be Specified: Faucet Hole Drilling



To Be Specified Bowl Color



To Be Specified: Front Edge Profile



To Be Specified Vanity Top Color

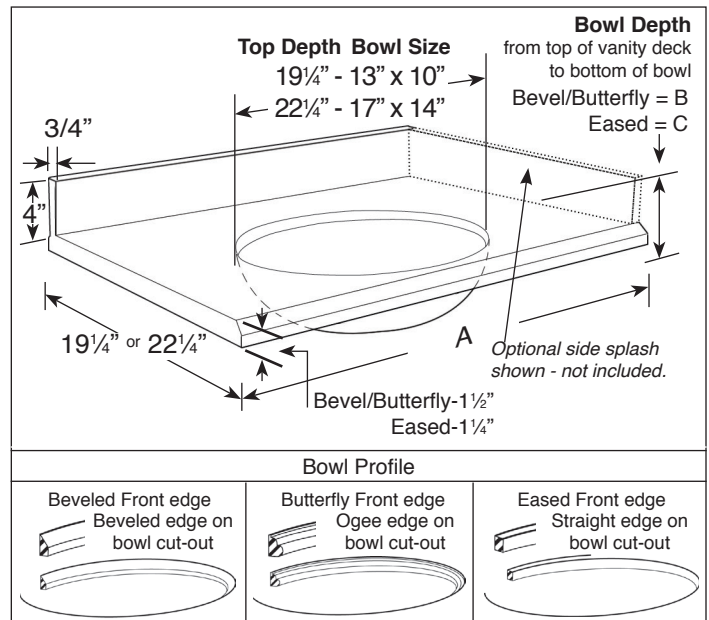
Marble Colors

<input type="checkbox"/> M4 Crystal Sands	<input type="checkbox"/> M6 Oman Beige
<input type="checkbox"/> M5 Java Coast	<input type="checkbox"/> M7 Cacao Nougat

Granite Color

<input type="checkbox"/> F3 Sea Green

Colors shown on back



- Side Splashes with eased edge profile. 4" high x 3/4" deep loose side splash is set on after backsplash is installed and butts up to backsplash. Side splash length stops at front edge where profile begins.

QUICK SHIP

Elegance Collection Marble & Granite


Vanity Top Colors




MARBLE Marble is a natural stone product. Variations may occur in different vanity tops of the same color.



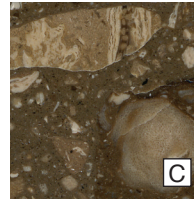
Crystal Sands **M4**



Java Coast **M5**




Oman Beige **M6**



Cacao Nougat **M7**

GRANITE Granite is a natural stone product. Variations may occur in different vanity tops of the same color.



Sea Green **F3**