

### Features

- Frameless design highlights showering area.
- Frameless, 1/4" (6 mm) thick tempered glass.
- Center-guided mechanism for smooth, quiet sliding action and easy cleaning.
- Reversible top track offers multiple aesthetic options.
- CleanCoat® technology creates a barrier between the water and glass to help keep your shower door looking new.
- Wide variety of finishes and glass patterns.
- Inside and outside towel bars complete the look of this door.

### Material

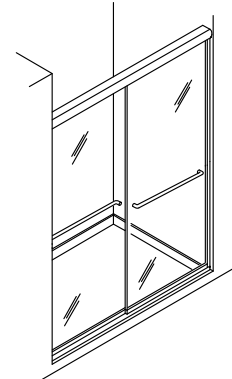
- Anodized aluminum prevents rusting or corrosion.
- Tempered glass ensures maximum safety and durability.

### Installation

- Out-of-plumb adjustability allows for simpler installation.
- Can be installed to open to the left or right.

### Components

Additional included component/s: Hardware kit.



### Codes/Standards



ANSI Z97.1 (Tempered Glass)  
CPSC 16CFR 1201

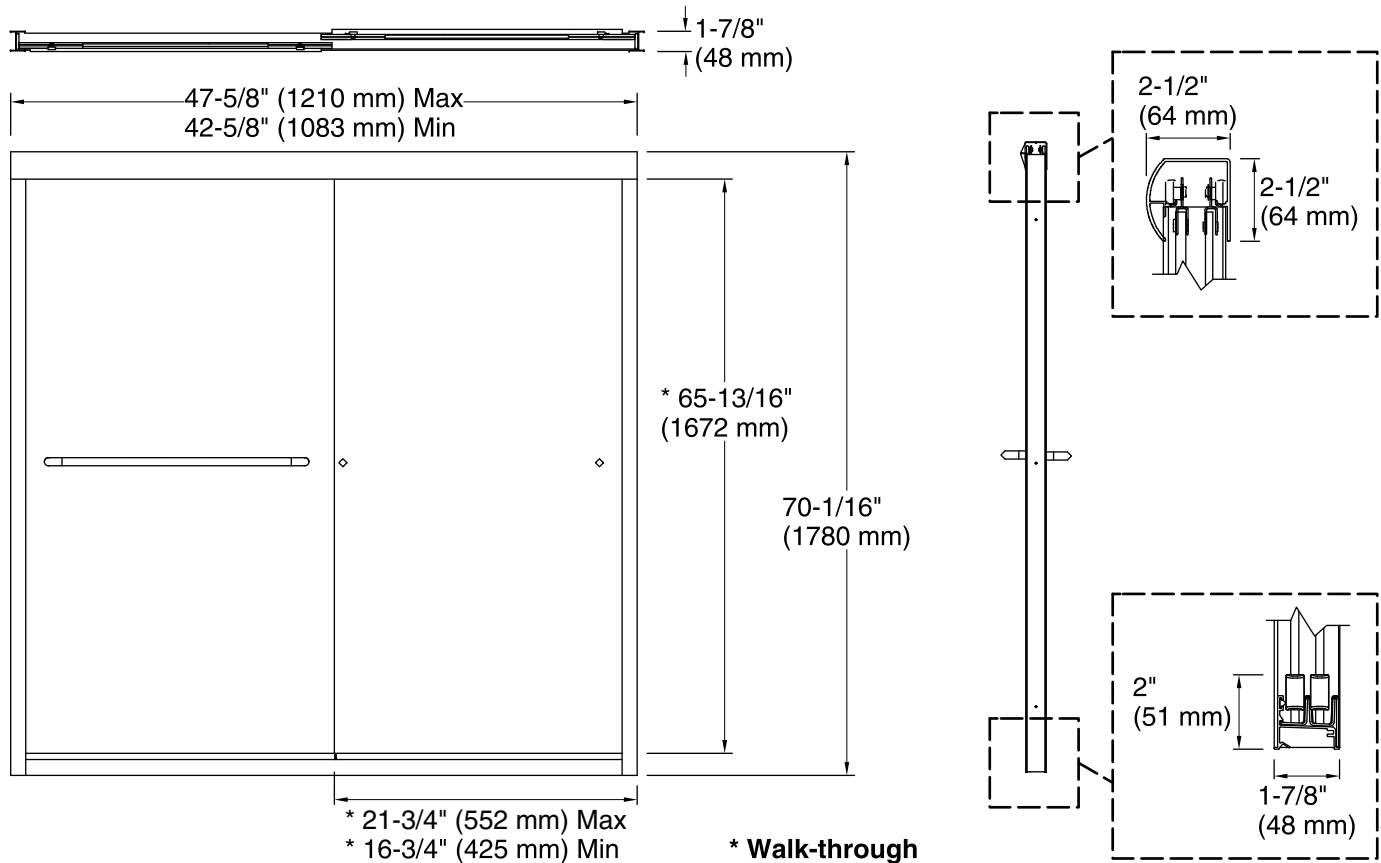
### STERLING® Warranty - Bath and Shower Doors

See website for detailed warranty information.

### Available Color/Finishes

*Color tiles intended for reference only.*

Color	Code	Description
	S	Silver
	N	Nickel
	PB	Vibrant® Polished Brass



**Technical Information**

All product dimensions are nominal.

Installation type: For receptor installation

Opening Width - Min: 42-5/8" (1083 mm)

Opening Width - Max: 47-5/8" (1210 mm)

Walk-through - Min: 16-3/4" (425 mm)

Walk-through - Max: 21-3/4" (552 mm)

Glass thickness: 1/4" (6 mm)

**Notes**

Install this product according to the installation guide.