



All Pro® 60" Bath/Shower w/Backer Boards 61040126



Features

- Modular design allows it to be moved around corners and through doorways with ease.
- Durable swirl gloss finish.
- Convenient shelving and acrylic towel bar included on back wall.
- Wall surround includes backer boards for future attachment of grab bars.
- 60" (1524 mm) x 29" (737 mm) x 75-1/2" (1918 mm) complete unit finished dimensions.

Material

- Compression molded from our exclusive solid Vikrell® material.

Installation

- Tongue-and-groove four-piece modular design allows for easy snap together installation.
- Caulk is required in the seams for proper installation.

Components

Product includes:

- 71044106 60" Bath/Shower Wall Set w/Backer Boards
- 71041120 60" Bath



Codes/Standards



CSA B45.5/IAPMO Z124
ASTM E162
ASTM E662
Greenguard UL 2818 - Gold
HUD, UM Bulletin 73

STERLING® Warranty - Fixtures Made of Solid Vikrell Material

See website for detailed warranty information.

Available Color/Finishes

Color tiles intended for reference only.

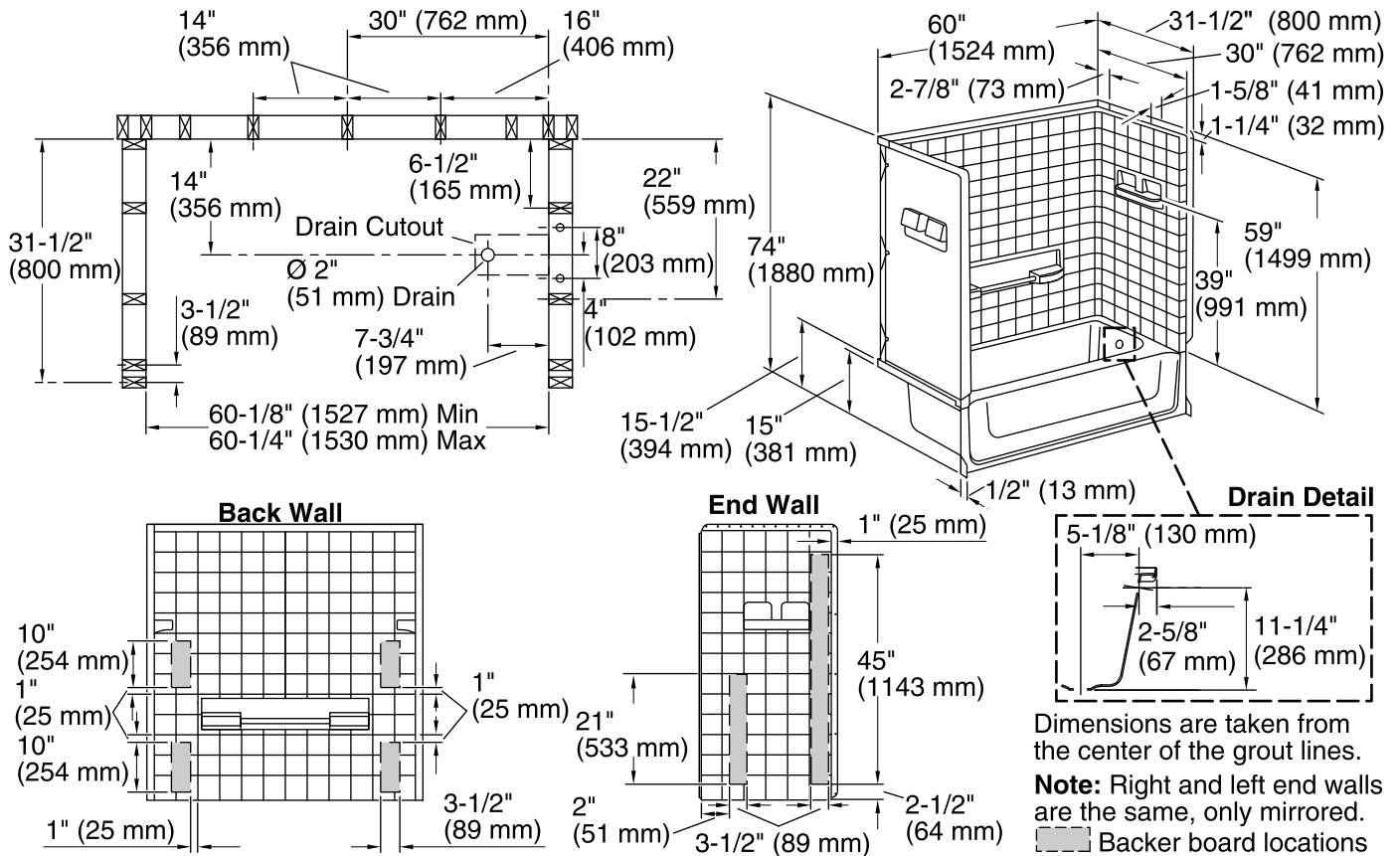
Color	Code	Description
	0	White
	96	KOHLER Biscuit

USA/Canada: 1-800-STERLING (1-800-783-7546)

Kohler Co. reserves the right to make revisions without notice to product specifications.

For the most current Specification Sheet, go to www.sterlingplumbing.com.

8-31-2017 04:27



Technical Information

All product dimensions are nominal.

Installation: 3-Wall Alcove

Drain location: Right

Basin area, bottom: 48" x 21" (1219 mm x 533 mm)

Basin area, top: 55" x 23" (1397 mm x 584 mm)

Water depth: 10-1/4" (260 mm)

Water capacity: 35 gal (132.5 L)

Minimum flat for door: 2-1/4" (57 mm)

Door height required: 57-3/4" (1467 mm)

Door width required: 57-1/2" (1461 mm)

Notes

Install this product according to the installation instructions.

Studs should be positioned roughly as shown.

Double studding is recommended for pivot shower door installations.