



**SEE PAGE 2 FOR A LIST OF ACCESSORIES! ▶**



**Design features:**

- Produced from high-grade, reinforced, molded fiberglass for optimum strength and impact resistance using matched metal molds under heat and pressure.
- Ideal for new or remodel projects...fits DURABASE® Shower Floors (see Accessories section) as well as bases from other manufacturers.
- Fits 34" x 48" alcove
- Includes three large, molded-in, self-draining shelves ideal for shampoo, soap, etc.
- Three panel wall system with tongue-and-groove seams that assemble quickly to create a watertight wall surround
- Mounts direct-to-stud with mounting flanges hidden behind drywall or other wall treatment.
- Available in white or bone
- Smooth, colorfast deep gloss finish, resists scuffs.
- Mold and mildew-resistant...easy to clean
- Available STYLEMATE® shower enclosures feature tempered safety glass and a range of finishes (see Accessories section).

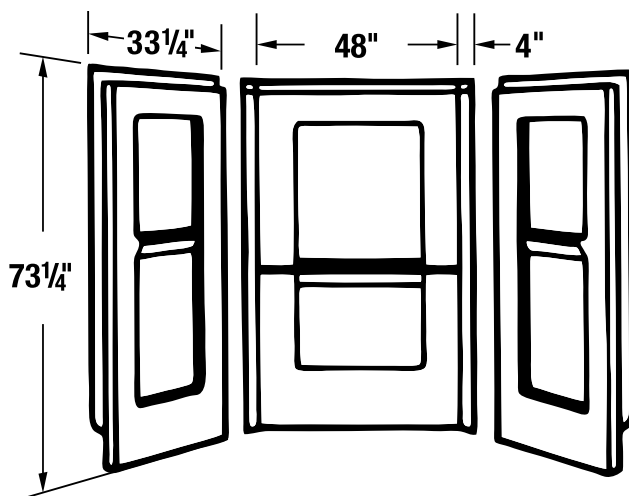
**Code Accepted**

- American Society of Testing and Materials (ASTM) – D.635, E-84 and E-162
- American National Standards Institute (ANSI) - Specification ANSI Z 124-2011



**Specifications**

Model	Color	Fits Alcove	UPC
748-34WHT	White	34" x 48"	6 71031 00213 6
748-34BN	Bone	34" x 48"	6 71031 00211 2



**General:** Furnish and install as shown on plans, 32" x 48" rectangular shower, DURAWALL® Shower Walls Model 748-34, as manufactured by E.L. Mustee & Sons, Inc. Shall be 3-piece, molded fiberglass wall with minimum thickness of 125 mils and mounts direct-to-studwalls. Includes center panel with molded-in shelves and two side panels with molded-in shelf. Self aligning panels use a tongue-and-groove connection. Shall meet ANSI Z 124-2011.2. Color \_\_\_\_ (White, Bone).



► **DURABASE® Fiberglass Rectangular Shower Floors**

Fiberglass DURABASE® shower floors available for the 748-34 DURAWALL® shower wall system include...



**Rectangular floor that fits the 748-34WHT (White)**

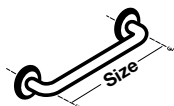
Model No.	Description	UPC
3448M	34" x 48"	6 71031 00112 2

**Rectangular floor that fits the 748-34BN (Bone)**

Model No.	Description	UPC
3448BN	34" x 48"	6 71031 00108 5

► **CareGiver® Grab Bars — 1-1/2" Dia. Straight**

Straight 304 stainless steel grab bars provide in-shower support and stability.

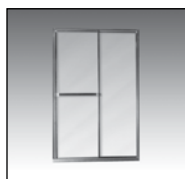


Model No.	Size	UPC
390.305	18"	6 71031 00452 9
390.301	24"	6 71031 00359 1
390.306	36"	6 71031 00434 5
390.307	42"	6 71031 00435 2

► **Enclosures, By-Pass**

Premium quality STYLEMATE® Pivot Door enclosures available for the 748-34 DURAWALL® shower walls include...

**STYLEMATE® — BY-PASS FRAMED AND BY-PASS FRAMELESS ENCLOSURES**



Model No.	Finish	Glass	Height	Opening	UPC
<b>Framed Design</b>					
48.403	Chrome	Clear	69"	47"	6 71031 00466 6
48.404	Brushed Nickel	Clear	69"	47"	6 71031 00467 3
48.405	Oil-Rubbed Bronze	Clear	69"	47"	6 71031 00468 0
<b>Frameless Design</b>					
48.406	Chrome	Clear	69"	47"	6 71031 00469 7
48.407	Brushed Nickel	Clear	69"	47"	6 71031 00470 3
48.408	Oil-Rubbed Bronze	Clear	69"	47"	6 71031 00471 0