



WARRANTY

Limited Lifetime – Residential
Limited 25-year – Commercial

Manufactured from Swanstone solid surface
(See page 2 for detailed information.)

Recommended for high-use traffic areas and commercial surfaces.

FEATURES

- Reinforced solid surface means color and texture run all the way through and cannot wear away.
Will not mold or mildew, no grout to clean.
Ideal for remodeling, panels glue up over existing surface.
Coordinates with other Swanstone bath products.
Can be easily trimmed to fit any shower application.
Widest range of sizes to fit most any project.
Heat resistant—walls can handle steamer units.
Compression molding means superior durability.



Single Panel Shower Walls

- 36" wide x 72" high (914 mm x 1829 mm)
60" wide x 72" high (1524 mm x 1829 mm)
36" wide x 96" high (914 mm x 2438 mm)
48" wide x 96" high (1219 mm x 2438 mm)
62" wide x 96" high (1574 mm x 2438 mm)

SPECIFICATIONS

Single Panel Shower Walls

Table with 7 columns: Model, Part, Nominal Dimensions, Ship Wt. Lb., Ship FedEx, Carton Dims. In., Cu. Ft. Rows include models SS-3672-1, SS-6072-1, SS-3696-1, SS-4896-1, SS-6296-1.

Kit Includes: One flat wall panel and installation instructions. It may be necessary to combine cartons to accommodate desired installation area. No installation materials provided. Order one SS-72 installation kit per panel, except for 48" panel, which needs two kits per panel.

Packaging: Each kit is packed in an individual carton.

ACCESSORIES

See pages 59-60 for complete listing of all wall accessories.

STANDARDS AND RATINGS

American Society of Testing and Materials (ASTM) E-84: Class A Flame Spread Rating
American National Standard Institute—ANSI Z124.6

International Association of Plumbing and Mechanical Officials (IAPMO)—Listed
cUPC listed—Certified to CSA Test Standard B45.5 by IAPMO
Uniform Plumbing Code (UPC)

For a complete list of tests and results see the Technical Data Sheet – page 175.

SUPPORT DOCUMENTS

Installation instructions available at swanstone.com.



COLORS

(See inside back cover for color sample.)

Solid Colors:

- White (010)
Bone (037)
Bisque (018)
Bright White (137)
Pearl (138)

Aggregate Colors:

- Acorn (123)
Almond Galaxy (046)
Arctic Granite (035)
Baby's Breath (168)
Barley (091)
Bermuda Sand (040)
Canyon (124)
Caraway Seed (169)
Cloud Bone (126)
Cloud White (125)
Cornflower (063)
Glacier (121)

- Golden Steppe (128)
Gray Granite (042)
Ice (130)
Indian Grass (071)
Mountain Haze (129)
Night Sky (012)
Pebble (072)
Prairie (122)
Sierra (094)
Tahiti Desert (050)
Tahiti Gray (053)
Tahiti Ivory (059)
Tahiti Matrix (058)
Tahiti Sand (051)
Tahiti Terra (055)
Tahiti White (011)
Tundra (131)
Winter Wheat (060)

MAINTENANCE AND CLEANING INFORMATION

Clean regularly with common household liquid cleaners and rinse within five minutes of application. Occasional scrubbing with abrasive cleaners ensures that the original luster will be maintained. Do not use "leave on" cleaning products, such as automatic spray shower cleaners. Prolonged contact with harsh chemicals could have an adverse reaction over time and discolor surfaces. Do not use cleaning agents that caution use on acrylic, polyester or plastics.



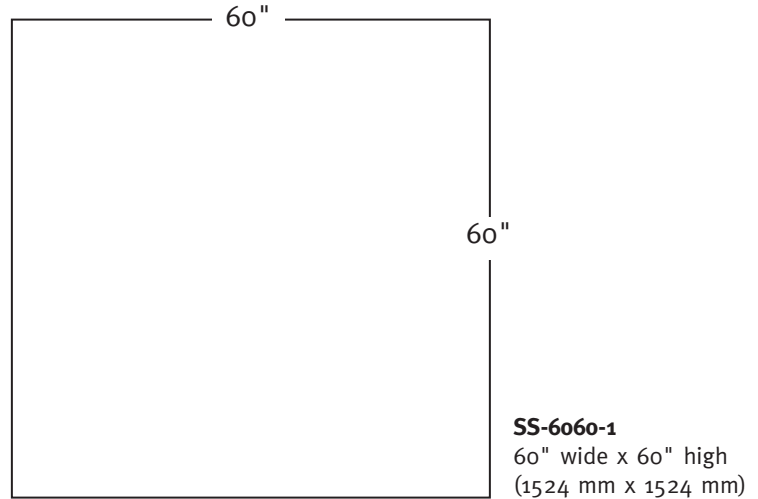
WARRANTY  
Limited Lifetime – Residential  
Limited 25-year – Commercial

Manufactured from Swanstone solid surface  
(See page 2 for detailed information.)

Recommended for high-use traffic areas and commercial surfaces.

FEATURES

- Reinforced solid surface means color and texture run all the way through and cannot wear away.
• Will not mold or mildew, no grout to clean.
• Ideal for remodeling, panels glue up over existing surface.
• Coordinates with other Swanstone bath products.
• Can be easily trimmed to fit any shower application.
• Heat resistant—walls can handle steamer units.
• Compression molding means superior durability.



SPECIFICATIONS

SS-6060-1 Single Panel Bath Wall

Table with 7 columns: Model, Part, Nominal Dimensions, Ship Wt. Lb., Ship FedEx, Carton Dims. In., Cu. Ft. Row 1: SS-6060-1, SS0606001, 60" W x 60" H (1524 mm x 1524 mm), 106, -, 66 x 66 x 4, 7.79

Kit Includes: One flat wall panel and installation instructions. It may be necessary to combine cartons to accommodate desired installation area. No installation materials provided. Order two SS-72 installation kits per panel. Packaging: Each kit is packed in an individual carton.

ACCESSORIES

See pages 59-60 for complete listing of all wall accessories.

STANDARDS AND RATINGS

American Society of Testing and Materials (ASTM) E-84: Class A Flame Spread Rating
American National Standard Institute—ANSI Z124.6
International Association of Plumbing and Mechanical Officials (IAPMO)—Listed
cUPC listed—Certified to CSA Test Standard B45.5 by IAPMO
Uniform Plumbing Code (UPC)

For a complete list of tests and results see the Technical Data Sheet – page 175.

SUPPORT DOCUMENTS

Installation instructions available at swanstone.com.



COLORS

(See inside back cover for color sample.)

Solid Colors:

- White (010)
• Bone (037)
• Bisque (018)
• Bright White (137)
• Pearl (138)

Aggregate Colors:

- Acorn (123)
• Almond Galaxy (046)
• Arctic Granite (035)
• Baby's Breath (168)
• Barley (091)
• Bermuda Sand (040)
• Canyon (124)
• Caraway Seed (169)
• Cloud Bone (126)
• Cloud White (125)
• Cornflower (063)
• Glacier (121)

- Golden Steppe (128)
• Gray Granite (042)
• Ice (130)
• Indian Grass (071)
• Mountain Haze (129)
• Night Sky (012)
• Pebble (072)
• Prairie (122)
• Sierra (094)
• Tahiti Desert (050)
• Tahiti Gray (053)
• Tahiti Ivory (059)
• Tahiti Matrix (058)
• Tahiti Sand (051)
• Tahiti Terra (055)
• Tahiti White (011)
• Tundra (131)
• Winter Wheat (060)

MAINTENANCE AND CLEANING INFORMATION

Clean regularly with common household liquid cleaners and rinse within five minutes of application. Occasional scrubbing with abrasive cleaners ensures that the original luster will be maintained. Do not use "leave on" cleaning products, such as automatic spray shower cleaners. Prolonged contact with harsh chemicals could have an adverse reaction over time and discolor surfaces. Do not use cleaning agents that caution use on acrylic, polyester or plastics.




WARRANTY  
 Limited Lifetime – Residential  
 Limited 25-year – Commercial

**Manufactured from Swanstone solid surface**  
 (See page 2 for detailed information.)

*Recommended for high-use traffic areas and commercial surfaces.*

**FEATURES**

- Reinforced solid surface means color and texture run all the way through and cannot wear away.
- Will not mold or mildew, no grout to clean.
- Ideal for remodeling, panels glue up over existing surface.
- Coordinates with other Swanstone bath products.
- Can be easily trimmed to fit any shower application.
- Widest range of sizes to fit most any project.
- Heat resistant—walls can handle steamer units.
- Compression molding means superior durability.



**Double Panel Shower Walls**

- 36" wide x 72" high (914 mm x 1829 mm)
- 36" wide x 96" high (914 mm x 2438 mm)
- 48" wide x 96" high (1219 mm x 2438 mm)

**SPECIFICATIONS**

**Double Panel Shower Walls**

Model	Part	Nominal Dimensions	Ship Wt. Lb.	Ship FedEx	Carton Dims. In.	Cu. Ft.
SS-3672-2	SS0367202	36" W x 72" H	91	–	74 x 45 x 4	7.71
SS-3696-2	SS0369602	36" W x 96" H	131	–	102 x 45 x 4	10.21
SS-4896-2	SS0489602	48" W x 96" H	193	–	102 x 56 x 4	12.70

Kit Includes: Two flat wall panels and installation instructions. It may be necessary to combine cartons to accommodate desired installation area. No installation materials provided. Order one **SS-72** installation kit per panel, except for 48" panel, which needs two kits per panel.

Packaging: Each kit is packed in an individual carton.

**ACCESSORIES**

See pages 59-60 for complete listing of all wall accessories.

**STANDARDS AND RATINGS**

American Society of Testing and Materials (ASTM) E-84: Class A Flame Spread Rating  
 American National Standard Institute—ANSI Z124.6

International Association of Plumbing and Mechanical Officials (IAPMO)—Listed  
 cUPC listed—Certified to CSA Test Standard B45.5 by IAPMO

Uniform Plumbing Code (UPC)

For a complete list of tests and results see the Technical Data Sheet – page 175.

**SUPPORT DOCUMENTS**

Installation instructions available at [swanstone.com](http://swanstone.com).

**MADE IN USA**

**COLORS**

(See inside back cover for color sample.)

**Solid Colors:**

- White (010)
- Bone (037)
- Bisque (018)
- Bright White (137)
- Pearl (138)

**Aggregate Colors:**

- Acorn (123)
- Almond Galaxy (046)
- Arctic Granite (035)
- Baby's Breath (168)
- Barley (091)
- Bermuda Sand (040)
- Canyon (124)
- Caraway Seed (169)
- Cloud Bone (126)
- Cloud White (125)
- Cornflower (063)
- Glacier (121)

- Golden Steppe (128)
- Gray Granite (042)
- Ice (130)
- Indian Grass (071)
- Mountain Haze (129)
- Night Sky (012)
- Pebble (072)
- Prairie (122)
- Sierra (094)
- Tahiti Desert (050)
- Tahiti Gray (053)
- Tahiti Ivory (059)
- Tahiti Matrix (058)
- Tahiti Sand (051)
- Tahiti Terra (055)
- Tahiti White (011)
- Tundra (131)
- Winter Wheat (060)

**MAINTENANCE AND CLEANING INFORMATION**

Clean regularly with common household liquid cleaners and rinse within five minutes of application. Occasional scrubbing with abrasive cleaners ensures that the original luster will be maintained. **Do not** use "leave on" cleaning products, such as automatic spray shower cleaners. Prolonged contact with harsh chemicals could have an adverse reaction over time and discolor surfaces. **Do not** use cleaning agents that caution use on acrylic, polyester or plastics.

**WARRANTY**


Limited Lifetime – Residential  
 Limited 25-year – Commercial

**Manufactured from Swanstone solid surface**  
 (See page 2 for detailed information.)

*Recommended for high-use traffic areas and commercial surfaces.*

**FEATURES**

- Reinforced solid surface means color and texture run all the way through and cannot wear away.
- Will not mold or mildew, no grout to clean.
- Ideal for remodeling, panels glue up over existing surface.
- Coordinates with other Swanstone bath products.
- Can be easily trimmed to fit any shower application.
- Widest range of sizes to fit most any project.
- Heat resistant—walls can handle steamer units.
- Compression molding means superior durability.



**SS-3672-3**  
 36" wide x 72" high  
 (914 mm x 1829 mm)

**SPECIFICATIONS**
**SS-3672-3 Triple Panel Shower Walls**

Model	Part	Nominal Dimensions	Ship Wt. Lb.	Ship FedEx	Carton Dims. In.	Cu. Ft.
SS-3672-3	SS0367203	36" W x 72" H	132	—	74 x 45 x 4	7.71

Kit Includes: Three flat wall panels and installation instructions. It may be necessary to combine cartons to accommodate desired installation area. No installation materials provided. Order one **SS-72** installation kit per panel.

Packaging: Each kit is packed in an individual carton.

**ACCESSORIES**

See pages 59-60 for complete listing of all wall accessories.

**STANDARDS AND RATINGS**

American Society of Testing and Materials (ASTM) E-84: Class A Flame Spread Rating

American National Standard Institute—ANSI Z124.6

International Association of Plumbing and Mechanical Officials (IAPMO)—Listed

cUPC listed—Certified to CSA Test Standard B45.5 by IAPMO

Uniform Plumbing Code (UPC)

For a complete list of tests and results see the Technical Data Sheet – page 175.

**SUPPORT DOCUMENTS**

Installation instructions available at [swanstone.com](http://swanstone.com).

 **MADE IN USA**

**COLORS**

(See inside back cover for color sample.)

**Solid Colors:**

- White (010)
- Bone (037)
- Bisque (018)
- Bright White (137)
- Pearl (138)

**Aggregate Colors:**

- Acorn (123) ✎
- Almond Galaxy (046)
- Arctic Granite (035)
- Baby's Breath (168)
- Barley (091)
- Bermuda Sand (040)
- Canyon (124) ✎
- Caraway Seed (169)
- Cloud Bone (126)
- Cloud White (125)
- Cornflower (063)
- Glacier (121) ✎

- Golden Steppe (128)
- Gray Granite (042)
- Ice (130)
- Indian Grass (071)
- Mountain Haze (129)
- Night Sky (012)
- Pebble (072)
- Prairie (122) ✎
- Sierra (094)
- Tahiti Desert (050)
- Tahiti Gray (053)
- Tahiti Ivory (059)
- Tahiti Matrix (058)
- Tahiti Sand (051)
- Tahiti Terra (055)
- Tahiti White (011)
- Tundra (131)
- Winter Wheat (060)

**MAINTENANCE AND CLEANING INFORMATION**

Clean regularly with common household liquid cleaners and rinse within five minutes of application. Occasional scrubbing with abrasive cleaners ensures that the original luster will be maintained. **Do not** use "leave on" cleaning products, such as automatic spray shower cleaners. Prolonged contact with harsh chemicals could have an adverse reaction over time and discolor surfaces.

**Do not** use cleaning agents that caution use on acrylic, polyester or plastics.