

# 30" Speed Oven

800 Series – Stainless Steel HMC80152UC



**BOSCH**  
Invented for life



**HMC80152UC**  
Stainless Steel

**The speed oven pairs the cooking qualities of a conventional oven with the speed of microwave technology.**

## Features & Benefits

SpeedChef™ cooking cycles offer faster cooking times for your convenience.

Flush install matches Bosch wall oven, steam oven, or warming drawer.

2-in-1 microwave and convection oven for a variety of cooking options.

30" width can be installed in horizontal and vertical configuration.

Electrical connection – 120 Volt NEMA 5-20 three prong plug.

LED lights

## General Properties

Cavity material	Stainless steel
Max. microwave power (W)	1,000 W

## Capacity

Cavity capacity (cu. ft.)	1.6
Turntable diameter (in.)	14 1/8"

## Technical Details

Watts (W)	1,920 W
Circuit breaker (A)	20 A
Volts (V)	120 V
Frequency (Hz)	60 Hz
Power cord length (in)	43"
Plug type	NEMA 5-20 – 3 prong plug

## Dimensions & Weight

Overall appliance dimensions (HxWxD) (in)	19 5/8" x 29 3/4" x 22 3/8"
Required cutout size (HxWxD) (in)	(Standard) 19 1/4" x 28 1/2" x 22" (Flush) 20 1/8" x 30" x 23 1/2"
Oven overall interior dimensions (HxWxD) (in.)	9 7/8" x 16 1/2" x 16 1/2"
Turntable – Metal Max. Cookware	12 3/4" dia.
Turntable – Ceramic Max. Cookware	12 1/2" dia.
Rack – Rectangular Cookware Max.	15" x 12"
Net weight (lbs)	92 lbs

## Accessories—Included

Included	Metal turntable, cooking rack, ceramic cooking tray
----------	---



For help and assistance with Bosch accessories please visit: [www.bosch-eshop.com/eshop/bosch/us](http://www.bosch-eshop.com/eshop/bosch/us) or call 1-800-944-2904 Mon-Fri 5am to 6pm PST Sat 6am to 3pm PST

Notes: All height, width and depth dimensions are shown in inches. BSH reserves the absolute and unrestricted right to change product materials and specifications, at any time, without notice. Consult the product's installation instructions for final dimensional data and other details prior to making cutout. Applicable product warranty can be found in accompanying product literature or you may contact your account manager for further details.

Warranties: Bosch warrants that the Product is free from defects in materials and workmanship for a period of three hundred and sixty-five (365) days from the date of purchase. The foregoing timeline begins to run upon the date of purchase, and shall not be stalled, tolled, extended, or suspended, for any reason whatsoever. This Product is also warranted to be free from cosmetic defects in material and workmanship (such as scratches of stainless steel, paint/porcelain blemishes, chip, dents, or other damage) to the finish of the Product, for a period of thirty (30) days from the date of purchase or closing date for new construction. This cosmetic warranty excludes slight color variations due to inherent differences in painted and porcelain parts, as well as differences caused by kitchen lighting, product location, or other similar factors. This cosmetic warranty specifically excludes any display, floor, "As Is", or "B" stock appliances.

For more information on our entire line of products, go to [www.bosch-home.com/us](http://www.bosch-home.com/us) or call 1-800-944-2904

© BSH Home Appliances Corporation. All rights reserved. Bosch is a registered trademark of Robert Bosch GmbH.

11/16

# 30" Speed Oven

800 Series – Stainless Steel HMC80152UC



**BOSCH**  
Invented for life

## Installation Details

**IMPORTANT: Bosch Speed Oven is not approved to be installed under a cooktop.**

\* Includes  $\frac{3}{4}$ " (19) base plate  
\*\* Receptacle may be located to the left or right of the unit within reach of the power cord.

\* Receptacle may be located above or beneath the unit within reach of the power cord.

measurements in inches (mm)

Flush Install Top View Side View

Example Flush Install

\* Flush installation requires a  $\frac{5}{16}$ " (8 mm) high x 28 1/2" (724 mm) wide x 22 1/2" (571 mm) deep baseplate underneath the unit body.

measurements in inches (mm)

For help and assistance with Bosch accessories please visit: [www.bosch-eshop.com/eshop/bosch/us](http://www.bosch-eshop.com/eshop/bosch/us) or call 1-800-944-2904 Mon-Fri 5am to 6pm PST Sat 6am to 3pm PST

Notes: All height, width and depth dimensions are shown in inches. BSH reserves the absolute and unrestricted right to change product materials and specifications, at any time, without notice. Consult the product's installation instructions for final dimensional data and other details prior to making cutout. Applicable product warranty can be found in accompanying product literature or you may contact your account manager for further details.

Warranties: Bosch warrants that the Product is free from defects in materials and workmanship for a period of three hundred and sixty-five (365) days from the date of purchase. The foregoing timeline begins to run upon the date of purchase, and shall not be stalled, tolled, extended, or suspended, for any reason whatsoever. This Product is also warranted to be free from cosmetic defects in material and workmanship (such as scratches of stainless steel, paint/porcelain blemishes, chip, dents, or other damage) to the finish of the Product, for a period of thirty (30) days from the date of purchase or closing date for new construction. This cosmetic warranty excludes slight color variations due to inherent differences in painted and porcelain parts, as well as differences caused by kitchen lighting, product location, or other similar factors. This cosmetic warranty specifically excludes any display, floor, "As Is", or "B" stock appliances.

For more information on our entire line of products, go to [www.bosch-home.com/us](http://www.bosch-home.com/us) or call 1-800-944-2904

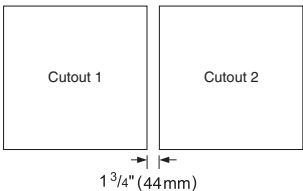
© BSH Home Appliances Corporation. All rights reserved. Bosch is a registered trademark of Robert Bosch GmbH.

# 30" Speed Oven

800 Series – Stainless Steel HMC80152UC

## Installation Details

**Standard**



Cutout 1      Cutout 2

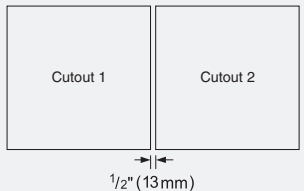
1 3/4" (44mm)

**Side-by-Side Installation**

The ovens will overlap the cutout resulting in a 1/2" (13mm) spacing between the products

**IMPORTANT:** The spacing between cutouts applies when installing any Bosch 30" or 27" single, double, combination and 27"/30" compact oven in a side-by-side installation.

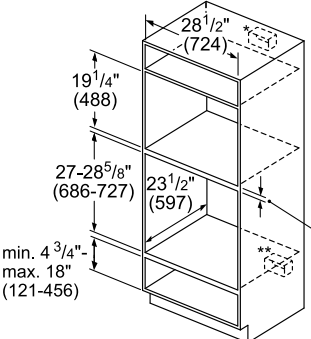
**Flush**



Cutout 1      Cutout 2

1/2" (13mm)

**Standard Installation Over Single Oven**



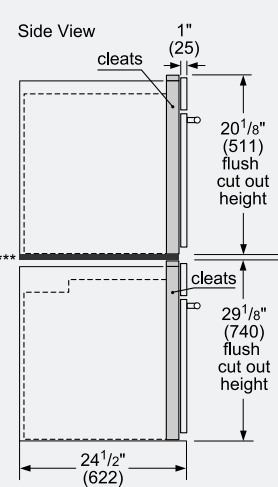
- \* Junction box may be located above or next to the unit within reach of the power cord.
- \*\* Junction box may be located below (depending on space) or next to the unit within reach of the power cord.
- \*\*\* Most combinations available as combo oven (one cut out, one electrical hook up).

Minimum dimension between cut outs:

- 1" (25 mm) for wall oven cut out height of 28 1/2"
- 2 5/8" (67 mm) for wall oven cut out height of 27"

Dimensions shown in diagram:  
 Top cutout: 28 1/2" (724)  
 Middle cutout: 23 1/2" (597)  
 Bottom cutout: 27-28 5/8" (686-727)  
 Total height: 19 1/4" (488)  
 Depth: 27-28 5/8" (686-727)  
 Min. clearance: min. 4 3/4" - max. 18" (121-456)

**Flush Installation Over Single Oven**

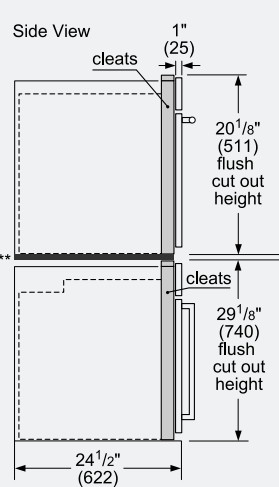


Speed Oven or Microwave  
 \*\*\* Flush installation requires a base plate underneath the body: 30" Products – Dimensions: H 5 1/16" (8) x W 28 1/2" (724) x D 22 1/2" (571)

Wall Oven  
 \*IMPORTANT: Base has to be able to support over weight. Please check oven manual for minimum weight requirements.  
 \*\*Most combinations available as combo oven (one cut out, one electrical hook up).

Dimensions: 24 1/2" (622)

**Flush Installation Over Single Oven with Side Swing door**



Speed Oven or Microwave  
 \*\*\* Flush installation requires a base plate underneath the body: 30" Products – Dimensions: H 5 1/16" (8) x W 28 1/2" (724) x D 22 1/2" (571)

Wall Oven  
 \*IMPORTANT: Base has to be able to support over weight. Please check oven manual for minimum weight requirements.  
 \*\*Most combinations available as combo oven (one cut out, one electrical hook up).

Dimensions: 24 1/2" (622)

measurements in inches (mm)

**For help and assistance with Bosch accessories please visit: [www.bosch-eshop.com/eshop/bosch/us](http://www.bosch-eshop.com/eshop/bosch/us) or call 1-800-944-2904 Mon-Fri 5am to 6pm PST Sat 6am to 3pm PST**

Notes: All height, width and depth dimensions are shown in inches. BSH reserves the absolute and unrestricted right to change product materials and specifications, at any time, without notice. Consult the product's installation instructions for final dimensional data and other details prior to making cutout. Applicable product warranty can be found in accompanying product literature or you may contact your account manager for further details.

Warranties: Bosch warrants that the Product is free from defects in materials and workmanship for a period of three hundred and sixty-five (365) days from the date of purchase. The foregoing timeline begins to run upon the date of purchase, and shall not be stalled, tolled, extended, or suspended, for any reason whatsoever. This Product is also warranted to be free from cosmetic defects in material and workmanship (such as scratches of stainless steel, paint/porcelain blemishes, chip, dents, or other damage) to the finish of the Product, for a period of thirty (30) days from the date of purchase or closing date for new construction. This cosmetic warranty excludes slight color variations due to inherent differences in painted and porcelain parts, as well as differences caused by kitchen lighting, product location, or other similar factors. This cosmetic warranty specifically excludes any display, floor, "As Is", or "B" stock appliances.

**For more information on our entire line of products, go to [www.bosch-home.com/us](http://www.bosch-home.com/us) or call 1-800-944-2904**

© BSH Home Appliances Corporation. All rights reserved. Bosch is a registered trademark of Robert Bosch GmbH.