



HOURGLASS II PLUS

72" x 42" Skirted
Acrylic Whirlpool

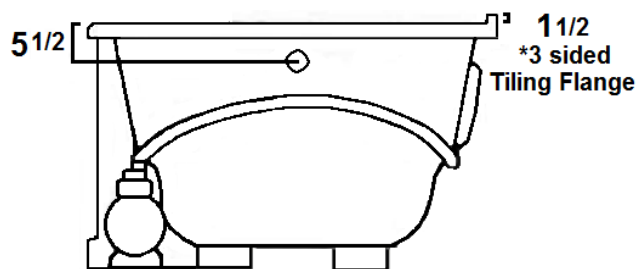
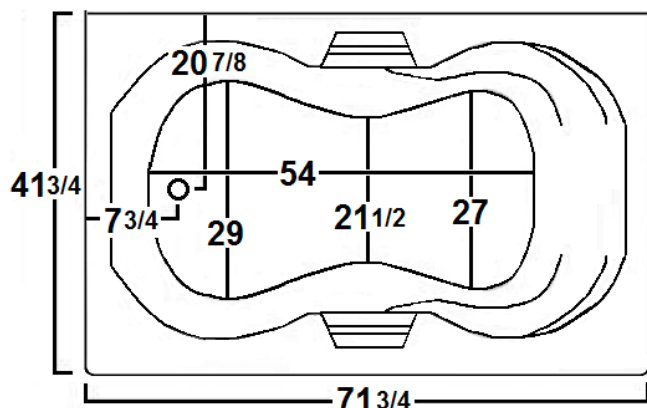
Model Number
4272HPWSR064
Right Hand Drain Whirlpool in White
4272HPWSL064
Left Hand Drain Whirlpool in White

Features

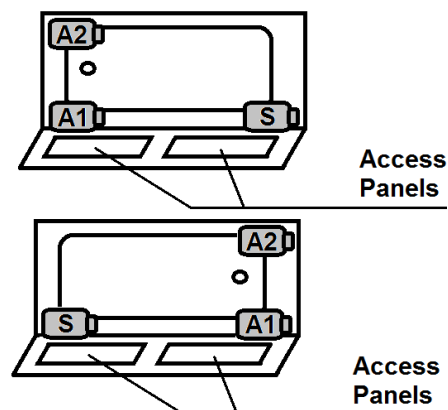
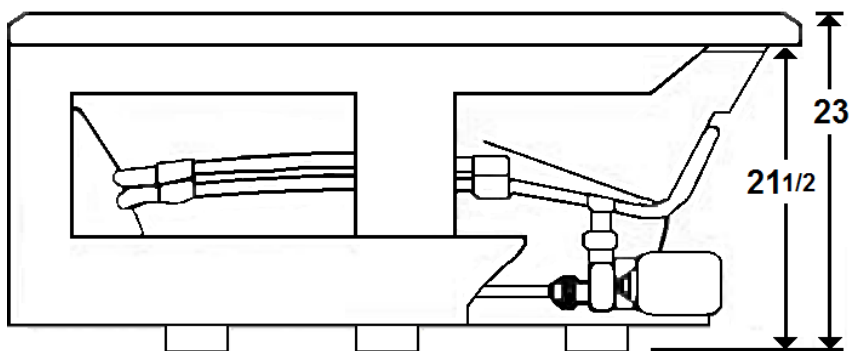
- Color-matched jet trim & Pillow included
- 10 Self draining, adjustable hydrotherapy jets
- 3-Speed control for the 13 Amp pump
- Constructed of high-gloss durable acrylic
- Pre-leveled base for easy installation
- Radiant Heat & Inline Heater available
- Mood lights & Music system available
- Silent Pump upgrade available
- Made in the USA



All dimensions are +/- 1/2" and subject to change without notice
Confirm specifications before installation



Standard (S) Pump Location and Alternate (A-1 & A-2) Pump locations.



Technical Information

- Weight: 185 lbs.
- Water Depth to Overflow: 17"
- Water Operating Level: 52 gal.
- Water Capacity: 94 gal.
- Sump Dimension: 54" x 27"

Electrical Requirements.

- Standard Pump: 13 Amps
- (Optional) LM300 Heater: 12 Amps
- (Optional) LM320 Silent Pump: 11 Amps
- (Optional) LM509 Back Massage: 5 Amps
- Dedicated GFCI's required for each option



HOURGLASS II PLUS

4272HPWSR064
Right Hand Drain Whirlpool in White
4272HPWSL064
Left Hand Drain Whirlpool in White

AVAILABLE OPTIONS & UPGRADES

For current pricing, pictures, and descriptions of the Laurel Mountain options listed below, go to www.lowes.com. Enter the model number of the option into the search bar at the top right of the page next to the magnifying glass. For additional information, visit www.laurelmountainbath.com or call Laurel Mountain customer service at 800-930-0050.

Therapeutic

HEATERS (select one)

LM300 Inline Heater

LM320 Whisper Flow Silent Pump & Heater

LM302 Warm Comfort Radiant Heat *can be ordered w/ the Inline Heater or Silent Pump

BACK MASSAGE SYSTEMS *not compatible with the Radiant Heat

LM505 Chrome LM506 Brushed Nickel LM507 Bronze LM509 White LM510 Biscuit

OTHER THERAPIES (select one)

LM522 Chromatherapy Mood Light

LM525 Wāv Music. Vibe. Lights

Accessories

WHIRLPOOL TRIM KITS

LM101 Chrome

LM102 Brushed Nickel

LM103 Bronze

CABLE OPERATED DRAINS

LM200 Chrome

LM201 Brushed Nickel

LM202 Bronze

LM210 White

LM211 Biscuit

8" GRAB BARS

LM230 White

LM231 Biscuit

LM335 Ozonator

(Sanitizing System)

Design / Construction

LM545 A-1 Pump Location

LM546 A-2 Pump Location

INSTALLATION

Install this unit according to the Owner's Manual. The Owner's manual can be found at www.laurelmountainbath.com. Select "Resources" at the top of the homepage, then click on "Literature and Manuals". Scroll down the page to the Owner's Manual section then click on the "Whirlpool, Air Bath, Combo Bath" document.