

### Features

- Includes handle (excludes face plate).
- Single handle controls both on/off activation and temperature setting.
- Supplied with ADA compliant metal six prong handle.
- Complements the Antique faucet and accessory collections.

### Material

- Premium material construction with metal handle ensures reliability and durability.
- KOHLER finishes resist corrosion and tarnishing, exceeding industry durability standards.

### Installation

- Trim set requires valve to complete installation.

### Required Accessories

K-304/K-P304 Series Rite-Temp® Valves  
K-146 Bath Dial Plate

or

K-8304/K-P8304 Series Rite-Temp® Valve & Cartridge Kits  
K-146 Bath Dial Plate

or

K-8300/K-P8300 Series Rite-Temp® Valve Body Rough-ins  
K-8305/K-P8305 Series Rite-Temp® Cartridges  
K-146 Bath Dial Plate

or

K-2971-KS 3/4" Pressure-balancing Valve  
K-146 Bath Dial Plate

### Optional Accessories

K-10350 Deep Rough-In Kit For K-8305 Cartridges  
K-10351 Test Cap For K-8300 Series Valve Bodies



ADA CSA B651

### Codes/Standards




ASME A112.18.1/CSA B125.1  
ADA  
ICC/ANSI A117.1  
CSA B651

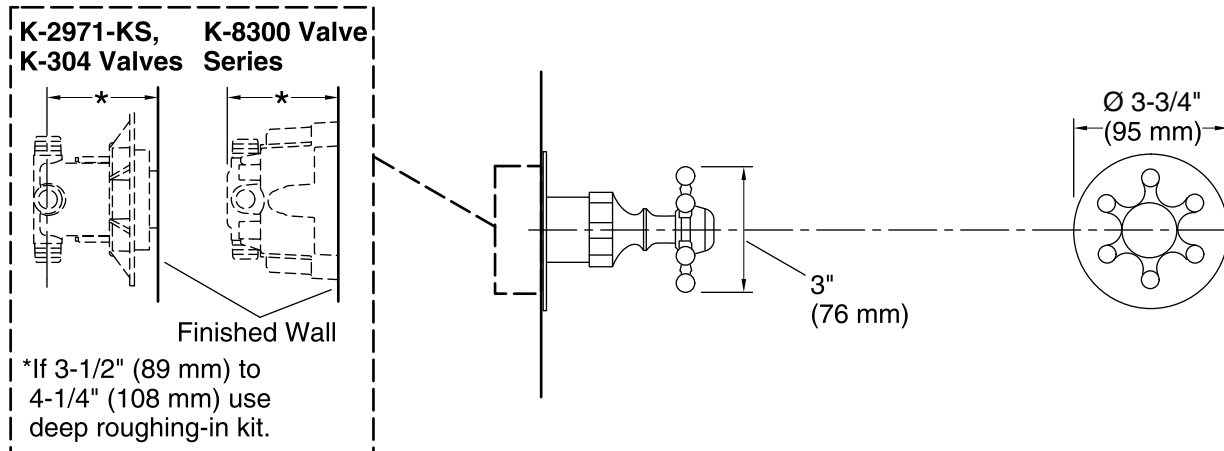
### KOHLER® Faucet Lifetime Limited Warranty

See website for detailed warranty information.

### Available Color/Finishes

*Color tiles intended for reference only.*

Color	Code	Description
	CP	Polished Chrome
	PB	Vibrant® Polished Brass
	BN	Vibrant® Brushed Nickel



### Technical Information

All product dimensions are nominal.

### Notes

Install the product according to the installation guide.

NOTICE: Risk of product damage. Long screws for installing trim can damage the K-2971-KS valve. Consult the trim installation guide to verify if the thin wall installation kit (88526) is needed.

ADA, CSA B651 compliant when installed to the specific requirements of these regulations.