

Features

- Contemporary towel bar outside and knob inside complete the look of this door.
- Frameless, 5/16" (8 mm) thick Crystal Clear tempered glass door.
- Can be installed to open to the left or right.
- Frameless design emphasizes glass and creates a sleek, minimalist look.
- CleanCoat® technology creates a barrier between the water and glass to help keep your shower door looking new.
- Smooth, easy-to-clean wall jambs.
- Center-guided mechanism for smooth, quiet sliding action and easy cleaning.

Material

- Anodized aluminum hardware prevents rusting or corrosion.

Installation

- Out-of-plumb adjustability allows for simpler installation.

Components

Additional included component/s: Hardware Kit.



Codes/Standards

ASTM C1036
ASTM C1048
ANSI Z97.1 (Tempered Glass)
CPSC 16CFR 1201




KOHLER® One-Year Limited Warranty

See website for detailed warranty information.

Available Color/Finishes

Color tiles intended for reference only.

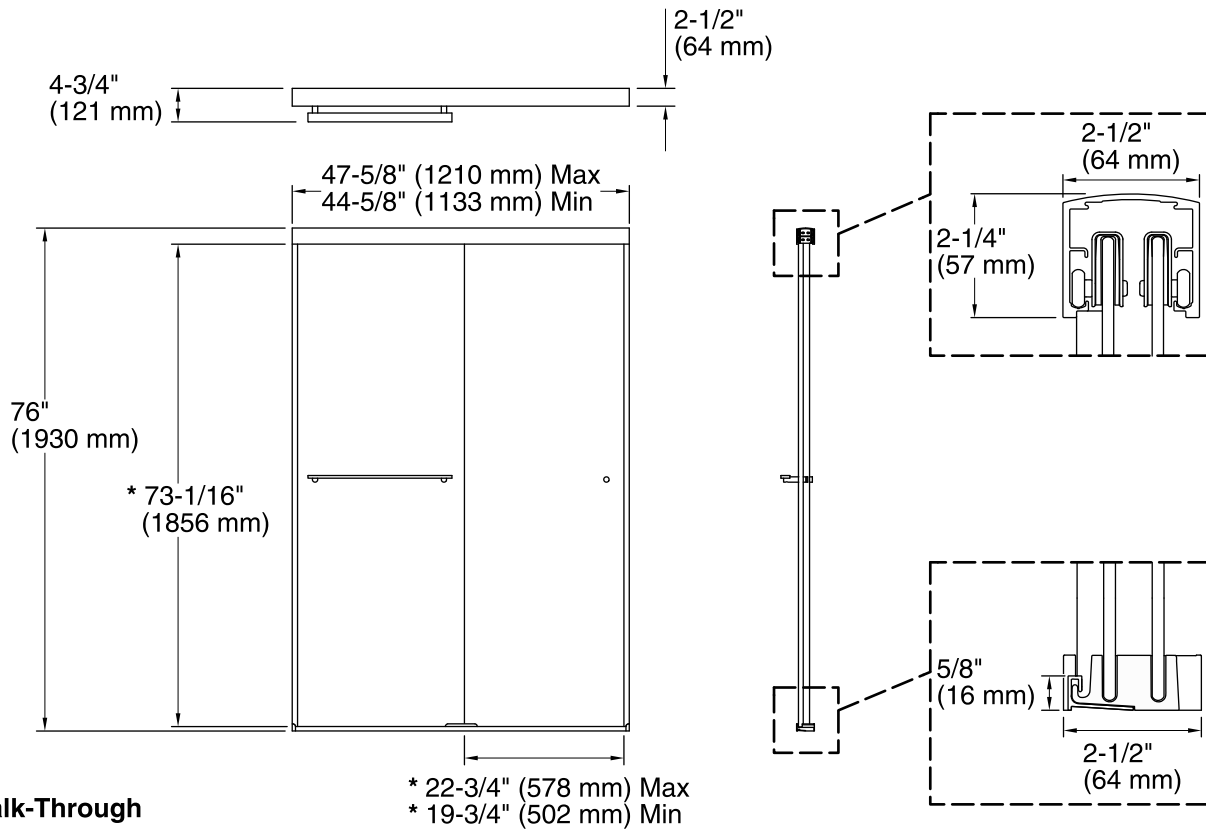
Color	Code	Description
-------	------	-------------

	SHP	Bright Polished Silver
	ABZ	Anodized Dark Bronze
	BNK	Anodized Brushed Nickel

Available Glass Options

Code	Description
------	-------------

Crystal Clear



Technical Information

All product dimensions are nominal.

Installation type:	For shower base installation
Opening style:	Sliding/Bypass
Opening Width - Min:	44-5/8" (1133 mm)
Opening Width - Max:	47-5/8" (1210 mm)
Walk-through - Min:	19-3/4" (502 mm)
Walk-through - Max:	22-3/4" (578 mm)
Glass thickness:	5/16" (8 mm)
Glass coating:	CleanCoat®

Notes

Install this product according to the installation guide.

Wall jambs are made of clear plastic and may not cover existing shower door holes.

NOTICE: The vertical opening should be a minimum of 78-1/2" (1994 mm) to allow clearance for installing the top track over the wall jambs.