

Features

- CleanCoat® technology creates a barrier between the water and glass to help keep your shower door looking new.
- Frameless, 5/16" (8 mm) thick Crystal Clear tempered glass door.
- No top header eliminates clearance issues.
- Frameless design emphasizes glass and creates a sleek, minimalist look.
- Self-closing mechanism offers superior performance and security against water leakage.

Material

- Anodized aluminum hardware prevents rusting or corrosion.

Installation

- Out-of-plumb adjustability allows for simpler installation.

Components

Additional included component/s: Hardware Kit.



Codes/Standards

ASTM C1036
ASTM C1048
ANSI Z97.1 (Tempered Glass)
CPSC 16CFR 1201




KOHLER® One-Year Limited Warranty

See website for detailed warranty information.

Available Color/Finishes

Color tiles intended for reference only.

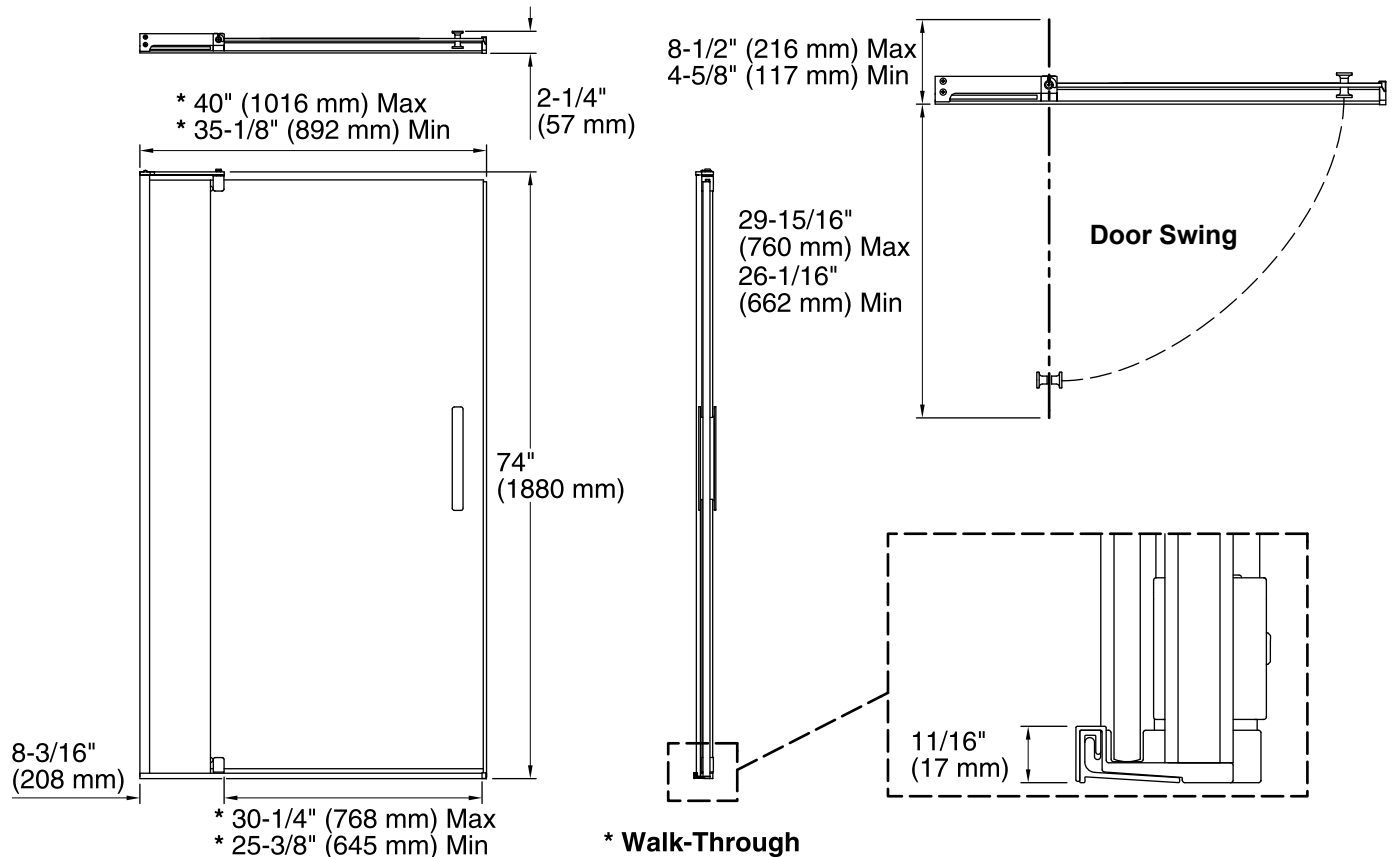
Color	Code	Description
-------	------	-------------

	SHP	Bright Polished Silver
	ABZ	Anodized Dark Bronze
	BNK	Anodized Brushed Nickel

Available Glass Options

Code	Description
------	-------------

Crystal Clear



Technical Information

All product dimensions are nominal.

Installation type:	For shower base installation
Opening style:	Pivot
Opening Width - Min:	35-1/8" (892 mm)
Opening Width - Max:	40" (1016 mm)
Walk-through - Min:	25-3/8" (644 mm)
Walk-through - Max:	30-1/4" (768 mm)
Glass thickness:	5/16" (8 mm)
Glass coating:	CleanCoat®

Notes

Install this product according to the installation guide.

Strike jamb is made of clear plastic and may not cover existing shower door holes.

NOTICE: The vertical opening should be a minimum of 78" (2032 mm) to allow clearance for installation.