



Standard Framed Sliding Shower Door 695B-48

Features

- Framed, 1/8" (3 mm) thick tempered glass.
- Adjustable rollers allow doors to slide effortlessly and quietly.
- Threshold conveniently directs water back into shower.
- Traditional towel bar completes the look of this door.

Material

- Anodized aluminum prevents rusting or corrosion.
- Tempered glass ensures maximum safety and durability.

Installation

- Out-of-plumb adjustability allows for simpler installation.
- Can be installed to open to the left or right.

Components

Additional included component/s: Hardware kit.



Codes/Standards

ANSI Z97.1 (Tempered Glass)
CPSC 16CFR 1201


STERLING® Warranty - Bath and Shower Doors

See website for detailed warranty information.

Available Color/Finishes

Color tiles intended for reference only.

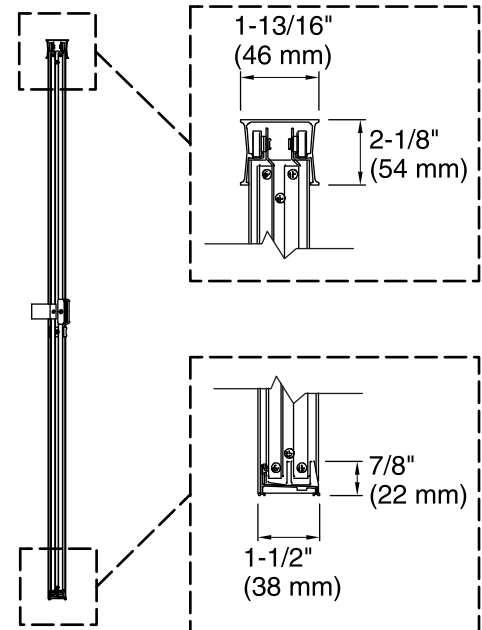
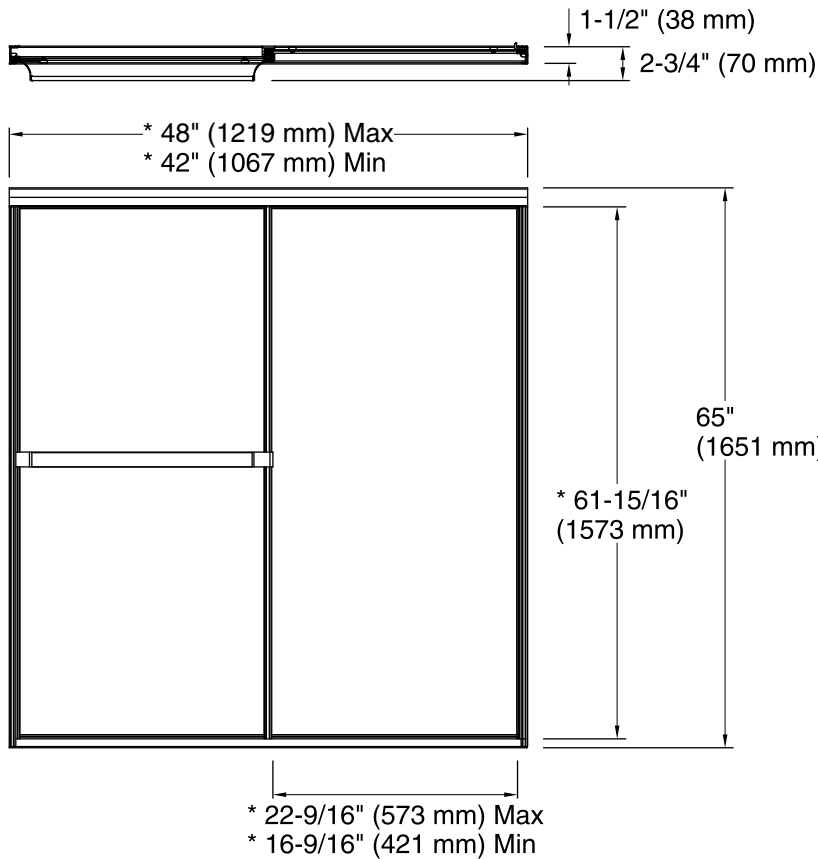
Color	Code	Description
-------	------	-------------

	S	Silver
--	---	--------

Available Glass Options

Code	Description
------	-------------

	Hammered
--	----------



* Walk-through

Technical Information

All product dimensions are nominal.

Installation type: For shower base installation

Opening Width - Min: 42" (1067 mm)

Opening Width - Max: 48" (1219 mm)

Walk-through - Min: 16-9/16" (421 mm)

Walk-through - Max: 22-9/16" (573 mm)

Glass thickness: 1/8" (3 mm)

Notes

Install this product according to the installation guide.

The vertical opening should be a minimum of 66-1/2" (1689 mm) to allow for installation clearance.