

DVE50M7450P

SAMSUNG

Samsung Electric Dryer

7.4 cu. ft. Capacity DOE



Signature Features

Multi-Steam Technology

- Steam away wrinkles, odors, bacteria, and static.

Eco Dry

- Uses up to 25% less energy for every load.

Sensor Dry

- Optimizes the time and temperature to dry clothes thoroughly, avoiding heat damage.

Available Color



Platinum



Multi-Steam Technology



Eco Dry

Features

- Multi-Steam Technology
- Eco Dry
- Sensor Dry
- Smart Care
- 11 Preset Dry Cycles
- 7 Options
- 4 Temperature Settings
- Interior Drum Light
- 7.4 cu. ft. Capacity
- LED Display: Ice Blue
- Reversible See-Through Door
- Wrinkle Prevent Option
- 4-Way Venting
- Powder Coat Interior

Convenience

- Child Lock
- Filter Check Indicator

DVE50M7450P

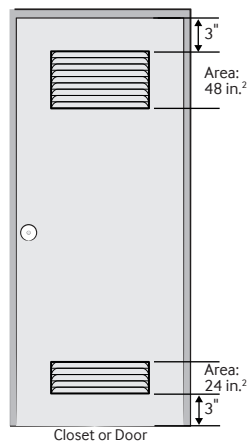
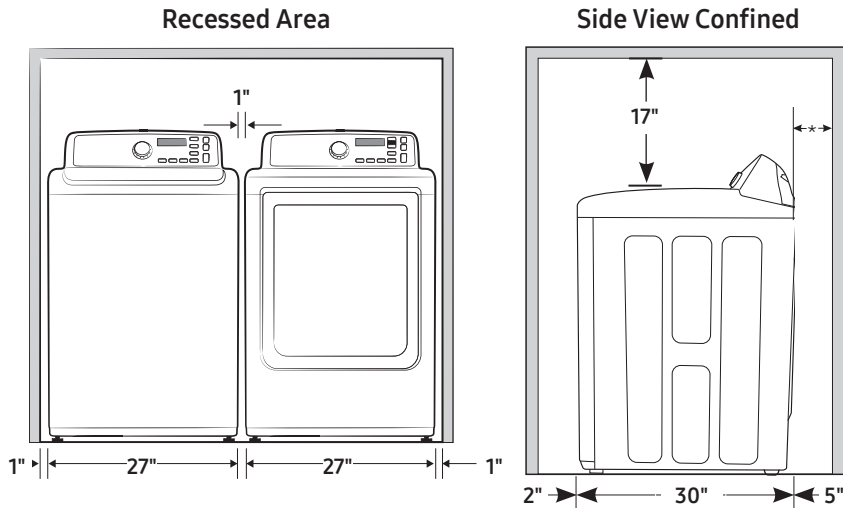
SAMSUNG

Samsung Electric Dryer

7.4 cu. ft. Capacity DOE

Installation Specifications

Alcove or closet installation



Minimum clearances for closets and alcoves:

Sides – 1"
Top – 17"
Rear – 5"
Closet Front – 2"

If the washer and dryer are installed together, the closet front must have at least a 72-inch² unobstructed air opening. Your washer alone does not require a specific air opening.

*Required spacing (External exhaust elbow may require additional space.)

4-Way Venting

11 Preset Dry Cycles:

Steam Refresh, Steam Sanitize, Steam Wrinkle Away, Normal, Heavy Duty, Towels, Permanent Press, Bedding, Delicates, Time Dry, Quick Dry

7 Options:

Wrinkle Prevent, Adjust Time (up), Adjust Time (down), Child Lock, Eco Dry, Smart Care, Drum Light

4 Temperature Settings:

High, Medium, Low, Extra Low

4 Dry Levels:

Very Dry, More Dry, Normal Dry, Damp Dry

2 Sound Level Settings:

On/Off

Warranty

One (1) Year Parts and Labor

Product Dimensions & Weight (WxHxD)

Dimensions: 27" x 45" x 30"

Weight: 121.3 lbs

Shipping Dimensions & Weight (WxHxD)

Dimensions: 29¹/₂" x 47³/₄" x 31³/₁₆"

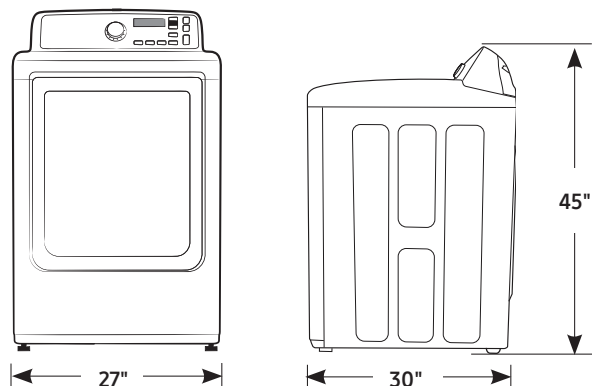
Weight: 130.1 lbs

Electric	Model #	UPC Code
Platinum	DVE50M7450P	887276223674
Gas		
Platinum	DVG50M7450P	887276223681

Matching Washer

Platinum WA50M7450AP 887276196404

Dimensions



Actual color may vary. Design, specifications, and color availability are subject to change without notice. Non-metric weights and measurements are approximate.

©2016 Samsung Electronics America, Inc. 85 Challenger Road, Ridgefield Park, NJ 07660. Tel: 800-SAMSUNG. samsung.com. Samsung is a registered trademark of Samsung Electronics Co., Ltd.