



# Technical Data Sheet



Eclectic Products, Inc.  
Manufacturing Facility  
101 Dixie Mae Drive  
Pineville, Louisiana  
eclecticproducts.com  
800.349.4667

ISO 9001:2008  
Compliant  
Quality Management  
Systems

Administration Office  
Eugene, Oregon  
eclecticproducts.com  
800.693.4667



## FAMOWOOD® GLAZE COAT®

### HIGH BUILD EPOXY COATING

#### PRODUCT DESCRIPTION

FAMOWOOD® GLAZE COAT® HIGH BUILD EPOXY COATING is an ultra-clear, high gloss finish epoxy versatile enough to be used on just about any surface, either smooth or rough, stained or painted. This easy-to-use, 1:1 ratio is ideal for household and craft projects - just one pour equals 70 coats of varnish.

#### WHERE TO USE / APPLICATIONS

This ultra-clear, high gloss finishing epoxy is ideal for home improvement and craft projects.

- coat tables, clocks, game boards and furniture
- imbed coins, rocks, sea shells, flowers or any non-waxy material
- preserve pictures, photographs, posters, signs and ceramics

#### FEATURES AND BENEFITS

**HIGH BUILD EPOXY** – just one pour equals 70 coats of varnish

**EASY TO USE** – no measuring errors; easy 1:1 mixing ratio

**VERSATILE** – may be used on any non-waxy material

**SELF-LEVELING** – minimal spreading and maintenance required

**SHELF LIFE** – not applicable; duration of shelf life has no effect on product performance

#### PHYSICAL PROPERTIES

Natural color:	Clear
Tensile strength:	450 psi
Tear strength:	200 psi
Shear strength:	200 psi
Compressive strength:	800 psi
Compressive strain:	75%
Elongation:	15%
Shore hardness:	85A
Solids content:	100%
Non-volatile content:	97%
Mixing ratio:	1 to 1 volume
Pot life (working time):	15 minutes @ 70 °F / 21 °C
Tack free time:	12 hours @ 70 °F / 21 °C
Cure time:	72 hours (depending on temperature)
Weight/gallon:	Part 1: 9.63 / Part B: 7.93 @ 77 °F / 25 °C (ASTM D-1475)
Application temperature:	70 to 80 °F (21 – 27 °C)
Service temperature:	10 to 120 °F (-12 to 49 °C)
Storage temperature:	Do not store above 95 °F (35 °C); if materials are hot bring them to room temperature (77 °F / 25 °C) before mixing.
Shelf life:	1 year

# Technical Data Sheet



## FAMOWOOD® GLAZE COAT®

### HIGH BUILD EPOXY COATING



#### DIRECTIONS and APPLICATION NOTES

##### Preparation Before Mixing:

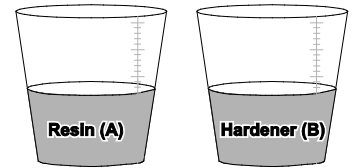
Surface must be dry, sanded and free from dirt, dust, grease, wax, or oil. Do not apply over damp or waxed surfaces.

Cover work area with waxed paper or equal. Elevate object to be coated on supports, i.e. paper cups. Be sure object is level. Have dust cover ready to use after pour. Wear protective gloves and clothing.

##### Measure / Mix / Pour:

##### Step 1: MEASURE

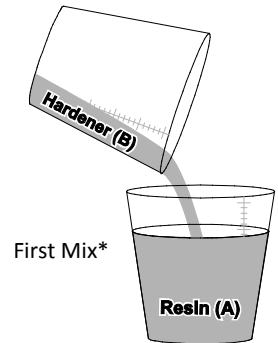
Pour equal parts each of resin and hardener into separate clean, unwaxed disposable paper or plastic cups or tubs. Mix **MUST** be a one-to-one ratio (by volume), meaning equal parts resin and hardener. If possible, use a calibrated container.



Measure\*


##### Step 2: MIX

**First mix:** Pour the carefully measured Hardener (Side B) into the container with measured Resin (Side A) and thoroughly mix for six minutes. Mix with a stir stick using vigorous, steady revolutions. With proper mixing, some air bubbles occur naturally and can be removed after the pour (see Step 4). It is very important to scrape all sides and the bottom of the container with your stirring stick as you mix.



First Mix\*

**Second mix:** Pour the Resin and Hardener from first mix into a clean mixing container and thoroughly mix for an additional six minutes.



Second Mix\*

\* It is **EXTREMELY IMPORTANT** to follow Step 1 and Step 2 as described above. **DO NOT** allow mixture to sit (or it will harden), overheat and become hot to the touch.

##### Mixing Time

1 <sup>st</sup> Cup – Resin into Hardener	6 minutes
2 <sup>nd</sup> Cup – Resin & Hardener into new clean container	6 minutes
<i>When the resin and hardener are first poured together, the initial mixture appears hazy.</i>	

← This step is very **IMPORTANT** to ensure a complete mix.

##### Step 3: Pour

Pour Glaze Coat **IMMEDIATELY** onto the center of the surface to be covered. Do not allow it to “sit”. You have about 15-20 minutes working time before product begins to harden.

**NOTE:** If temperature is above 70 °F, working time decreases. Spread the mixture over the area with a plastic spreader, plastic squeegee, notched trowel or brush. If coating a large surface such as tables, bar tops, etc., a notched squeegee or trowel works well (see Large Area Applications section). Pour mixture on surface and spread evenly using a combing action in one direction over entire surface. Do not persist in re-spreading the mixture as it sets up, otherwise it will not self-level during the curing action.

Do not pour more than 1/8” thick in an application. Mix only as much as you can pour and spread at one time.

# Technical Data Sheet



## FAMOWOOD® GLAZE COAT®

### HIGH BUILD EPOXY COATING



#### Step 4: Surface Bubbles

At initial pour, air bubbles created during the mixing process will usually rise to the surface by themselves and disappear. However, because Glaze Coat is very thick, it is usually necessary to help this process along immediately after pouring and spreading. Surface bubbles **MUST** be removed when surface is still wet, not once surface begins the curing process or else bubbles will turn into dimples once fully cured. Blow gently on the surface to force bubbles up and away. For larger areas, use a small, handheld propane torch. Keep flame 6 to 8 inches above surface. Move torch over freshly poured Glaze Coat several times until surface is bubble free. Be sure to use a waving action so the surface is only slightly warmed, allowing remaining air bubbles to disappear. Do not hold flame in one area.

#### Step 5: Curing

To achieve best results, apply at temperatures between 70 and 80 °F. Both Glaze Coat and the item to be coated should be approximately the same temperature.

**NOTE:** These curing times are to be used as guidelines only. Warmer temperatures will yield faster cure times.

ROOM TEMP	DUST-FREE	PERIOD BETWEEN EACH ADDITIONAL COAT	FULL CURE
70 °F	8 hours	1 – 2 coats (4 - 5 hours) 3+ coats (24 hours. No longer than 48 hours.)	72 hours

#### Step 6: Cleanup

Use acetone or alcohol for tool and work area cleanup. Glaze Coat can only be cleaned while it is still in a liquid state. After it has cured, paint remover, heat gun or sanding is required.

**CAUTION:** Always use plenty of soap and water to wash skin.

#### Additional Information:

For technical assistance, call 800.767.4667.

Glaze Coat is heat resistant to approximately 120 °F / 49 °C after fully cured. Place some type of protection such as coasters or hot pads when placing hot objects on GLAZE COAT® surfaces. FAMOWOOD® GLAZE COAT® *is recommended* for interior use only, and should not be used on hot surfaces such as ash trays or cookware.

When applying GLAZE COAT® to large surface areas such as bar tops and table tops, special attention to the mixing and application procedures are necessary due to the size of the application. Bar tops and table tops used for dining require special preparation. GLAZE COAT® *is not recommended* for floors.

- Use in well-ventilated area only. Avoid breathing vapors. Wear gloves and appropriate skin protection.
- Best when used between 70 and 85 °F (21 and 29 °C).
- DO NOT change ratio and add any solvents.
- Wood surfaces: since most woods are porous, seal the surface with a thin coating of GLAZE COAT® applied with a squeegee to help prevent air bubbles from forming while the main pour is in process.
- May damage finished surfaces. Avoid such contact until completely dry. Not recommended for use on polystyrene, polyethylene, polypropylene, Styrofoam™ or paper products, and any items that come into contact with food, drinking water or animals.



---

**FAMOWOOD® GLAZE COAT®**

---

**HIGH BUILD EPOXY COATING**

---

**HEALTH and SAFETY**

---

This product contains epoxy resin, nonyl phenol and allyl diamine resin. Before working with this product, read and become familiar with information concerning hazards, proper use and handling. MSDS is available on line at: [eclecticproducts.com/msds/glazecoat\\_english\\_hardener\\_resin.pdf](http://eclecticproducts.com/msds/glazecoat_english_hardener_resin.pdf); to request a hard copy of the MSDS, please send an e-mail to [msds@eclecticproducts.com](mailto:msds@eclecticproducts.com) or call 800.333.9826.

---

**LIMITED WARRANTY**

---

The product is warranted against any defect in materials or workmanship under normal use for a period of 180 days after the date of purchase. The product is also warranted under any implied warranties provided under applicable state law, including, without limitation, the implied warranty of merchantability and the implied warranty of fitness for a particular purpose, for a period of 180 days after the date of purchase. This warranty covers only the original buyer of the product. For warranty service, the buyer should contact the store where the product was purchased, or write Eclectic Products, Inc., P.O. Box 4450, Pineville LA 71361 or call 800.767.4667. This warranty gives you specific legal rights, and you also have other rights, which vary from state to state.