

## FAUCET DESCRIPTION

- Brass construction with chrome plated finish
- 8" widespread
- 1/2" IPS connections

## OPERATION

- Wristblade handles with hot and cold color indicators
- Vandal resistant torx head screws


## FLOW

- Aerator is limited to 2.2gpm max (8.3L/min)
- Optional kit included with faucet - 2.0 gpm plain end laminar outlet with flow control device in spout

## CARTRIDGE


- Brass shell, ceramic disc cartridge
- 1/4 turn operation

## STANDARDS

- Third party certified to ASME A112.18.1/CSA B-125.1, ICC A117.1 and all applicable specifications referenced therein
- Certified to ANSI/NSF 61/9
- Complies with California Proposition 65 and with the Federal Safe Drinking Water Act
- ADA  for lever handles

## WARRANTY

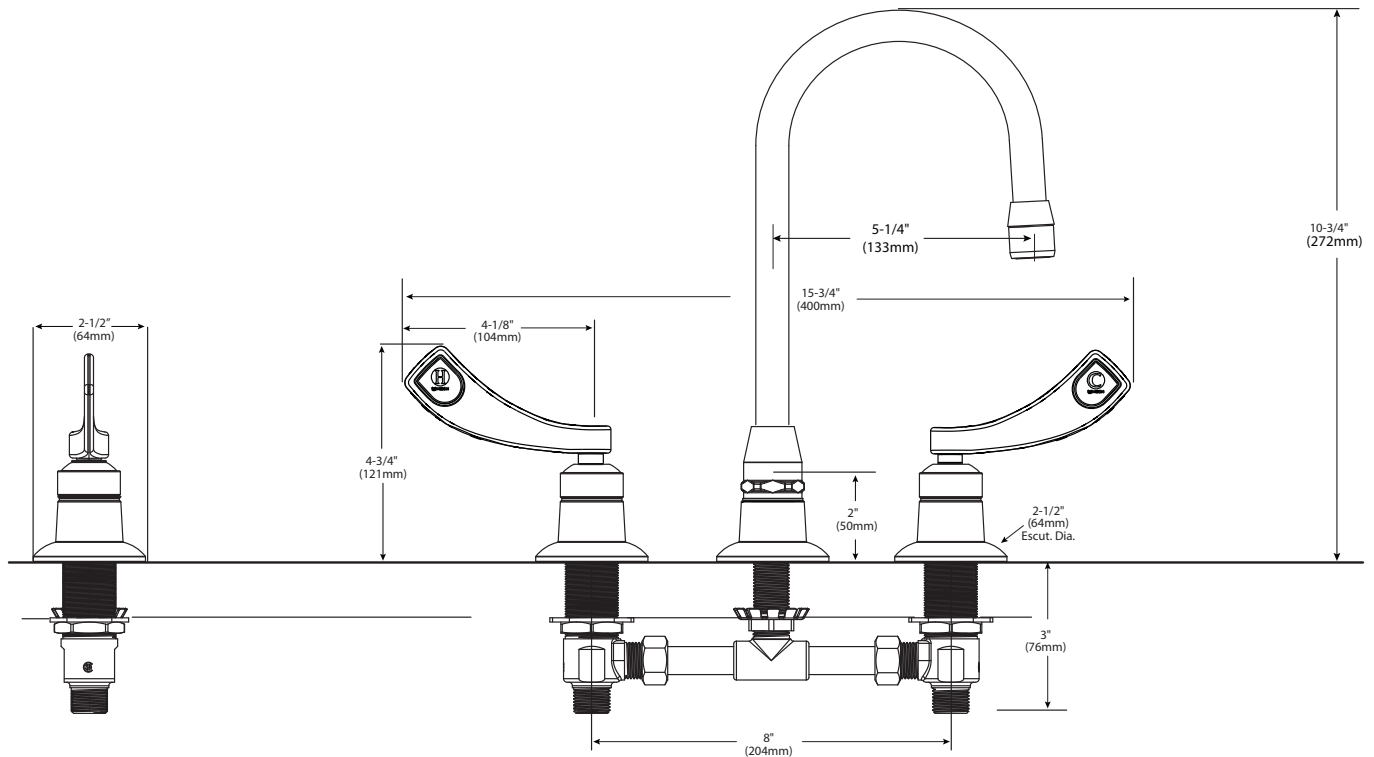
- Warranted for five years against material or manufacturing defects



## Two-Handle Lavatory Faucet with Spout

**Model:** 8248

**NOTE:** Designed to be installed through 3 holes - 1" min. dia.



## CRITICAL DIMENSIONS

(DO NOT SCALE)