









dimmers with locator light



- paddle turns on/off
- slide up to brighten, down to dim
- includes locator light
- **eco-dim®** model guarantees at least 15% energy savings compared to a standard switch









incandescent/halogen

single pole	600 W	DV-600P- 
		DVSC-600P- 
single pole	1000 W	DV-10P- 
		DVSC-10P- 
3-way	600 W	DV-603P- 
		DVSC-603P- 
3-way	1000 W	DV-103P- 
		DVSC-103P- 

incandescent/halogen – eco-dim®† NEW





single pole/3-way	600 W	DV-603PG- 
-------------------	-------	--

magnetic low-voltage

single pole	600 VA (450 W)	DVLV-600P- 
		DVSCLV-600P- 
single pole	1000 VA (800 W)	DVLV-10P- 
		DVSCLV-10P- 
3-way	600 VA (450 W)	DVLV-603P- 
		DVSCLV-603P- 
3-way	1000 VA (800 W)	DVLV-103P- 
		DVSCLV-103P- 

Suggested maximum lighting load for magnetic low-voltage dimming is 450 W for 600 VA products and 800 W for 1000 VA products, to allow for transformer losses.

electronic low-voltage*

single pole	300 W	DVELV-300P- 
		DVSCELV-300P- 
3-way	300 W	DVELV-303P- 
		DVSCELV-303P- 

* requires neutral wire connection

† available in white, ivory, almond, and light almond

screw base compact fluorescent dimming with Philips® DIMMABLE Energy Saver CFL NEW



- use **only** with **PHILIPS®** models:
EL/A
R30 DIM
R40 DIM
PAR38 DIM
- includes locator light
- no derating if ganged
- always turn on, regardless of slider setting
- isolates bulb from unstable line voltage




screw base dimmable compact fluorescent

single pole/3-way	200 W	DVPDC-203P- 
-------------------	-------	--

Standard incandescent/halogen dimmers are not UL listed for screw base dimmable compact fluorescent (CFL) lamps.

† Available in white, ivory, almond, and light almond.

colors & finishes key

-  available in gloss finish
-  available in satin finish
-  available in all gloss and satin finishes

See page 69 for available colors.

To order, add color suffix to model number.

Example: **DVSC-600P- HT**



Shown actual size: Diva® preset dimmer and 1-gang Claro® wallplate in light almond (LA)

DIVA® contemporary dimmers

product family features

- matches existing decorator-style switches
- paddle switch returns light to your favorite level
- slide adjusts light to suit any activity
- soft locator light illuminated in off position
- coordinating Claro® and Satin Colors® wallplates available separately (including stainless steel)
- **eco-dim**® model available

available models

source type

- incandescent/halogen lighting
- magnetic low-voltage lighting
- electronic low-voltage lighting
- fluorescent lighting
- LED lighting
- dimmable compact fluorescent
- quiet 3-speed fan controls

control locations

- single pole (one location)
- 3-way (two locations)

available colors (see pages 12-13 for color swatches)

colors (gloss finish)

- | | |
|------------------------|-----------------|
| WH white | GR gray |
| IV ivory | BR brown |
| AL almond | BL black |
| LA light almond | |

colors (satin finish)

- | | |
|-----------------------|------------------------|
| HT hot | ES eggshell |
| MR merlot | BI biscuit |
| PL plum | GS goldstone |
| TQ turquoise | DS desert stone |
| TC terracotta | ST stone |
| GB greenbriar | LS limestone |
| BG bluestone | SW snow |
| MS mocha stone | PD palladium |
| SG sea glass | MN midnight |
| TP taupe | SI sienna |

colors & finishes key

- available in gloss finish
- available in satin finish
- available in all gloss and satin finishes

CAD file downloads available at www.lutron.com/cad

Questions on installation or selection?
Call Lutron® 24 hours/7 days a week at
1.800.523.9466 or visit www.lutron.com