

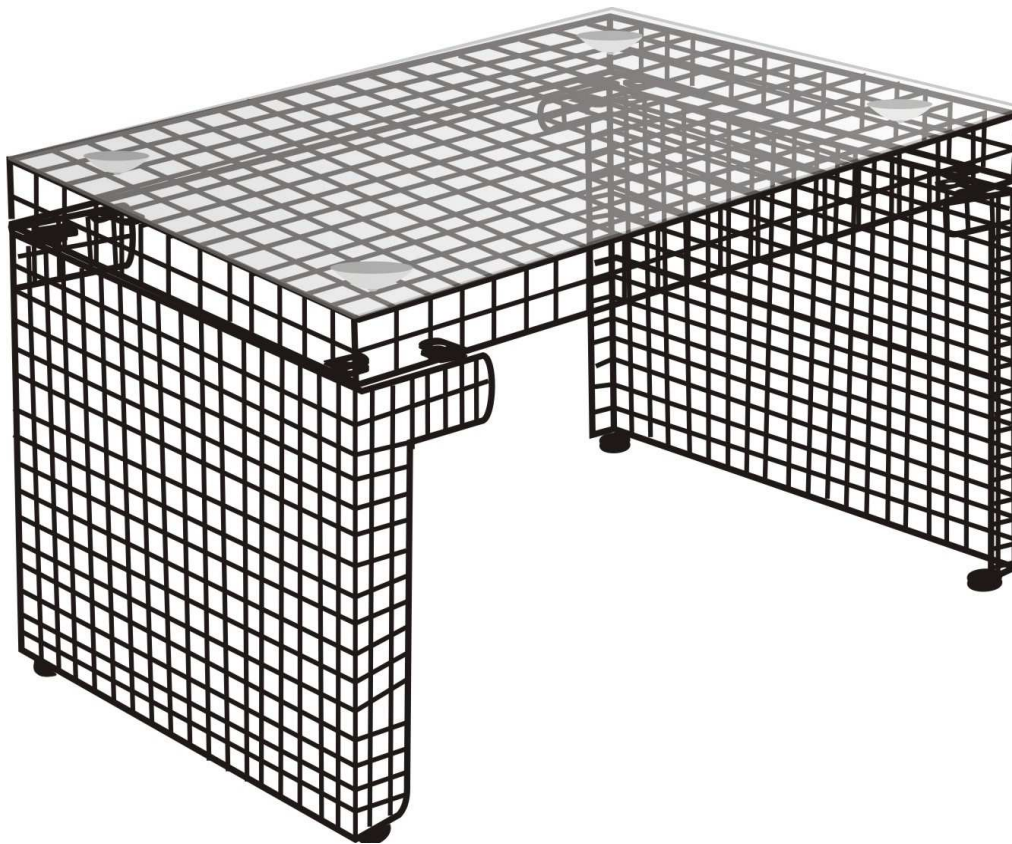
# CK507000TX – Loni Cocktail Assembly Instructions



**Southern**  
ENTERPRISES

For assistance with assembly contact:  
Southern Enterprises Inc.  
Customer Service 1-800-633-5096  
service@seidal.com  
www.seidal.com

**PO: 13881**



# CK507000TX – Loni Cocktail


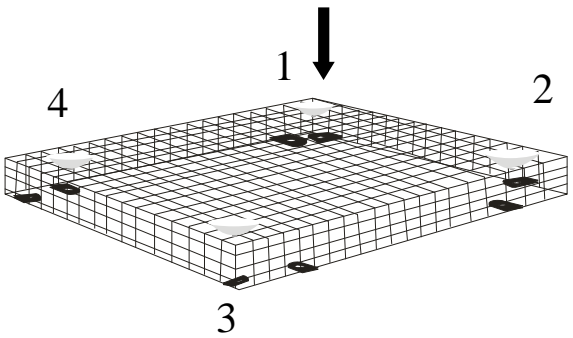




## Parts List

Please review all parts and hardware before disposing of any packaging.

Call Customer Service if missing hardware.

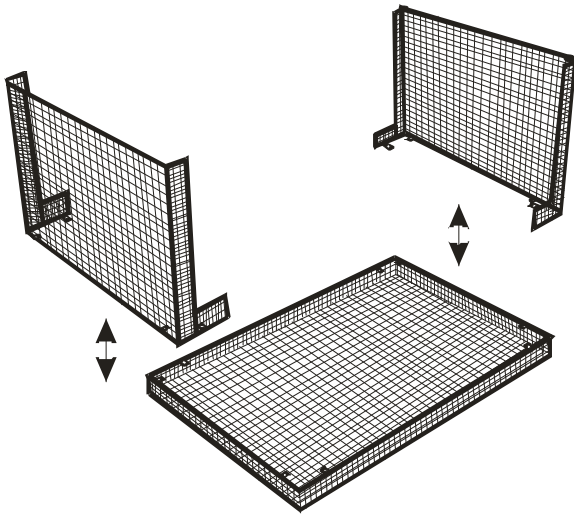
Using a screw that is too long will cause damage.

Before beginning assembly, separate each type of hardware. Carefully study the hardware diagrams below. You may receive extra hardware with your unit.

<p>A</p> <p>Quantity Of 2</p>  <p>Legs</p>	<p>B</p> <p>Quantity Of 1</p>  <p>Top</p>
<p>C</p> <p>Quantity Of 1</p>  <p><b>Glass</b></p>	<p>D</p> <p>Quantity Of 1</p>  <p>Allen wrench</p>
<p>E</p> <p>Quantity Of 8</p>  <p><b>Bolts</b></p>	<p>F</p> <p>Quantity Of 4</p>  <p><b>Glass Sucker prefixed to the table top frame</b></p>
<p><b>Care and Cleaning Instructions:</b> Before using, wipe with a clean, dry cloth. Avoid rubbing or scratching the surface with rough or abrasive objects.</p>	<p>For replacement parts or questions, please Call Customer Service at 1-800-633-5096, please call Manufacturer for assistance, questions or Parts.</p>

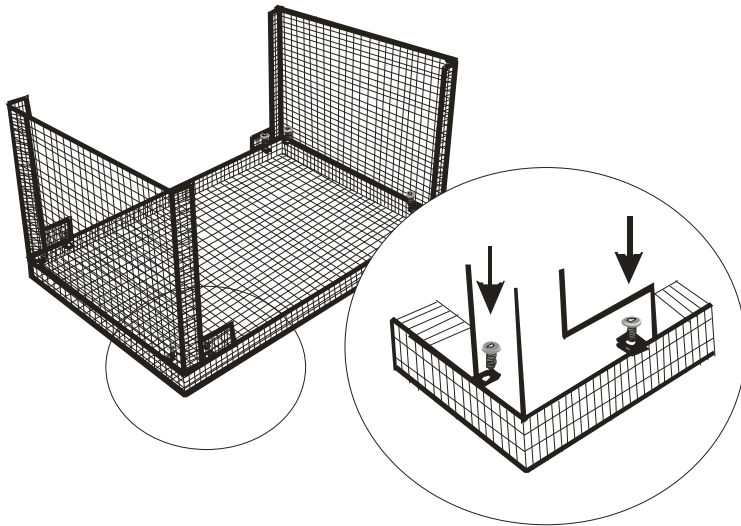
# CK507000TX – Loni Cocktail

## Assembly Instructions



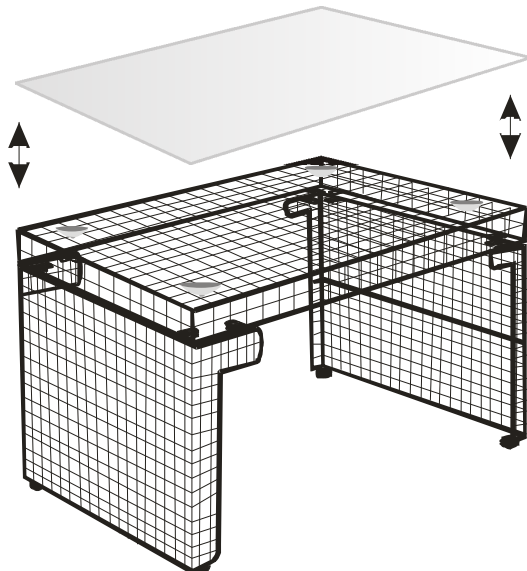
### Step 1:

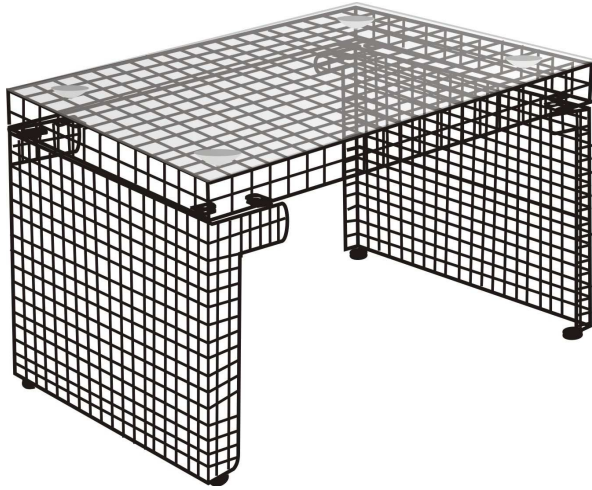
Place Top (B) on a smooth surface. Attach Top (B) with Legs (A), using Bolts (E) and Allen wrench (D).



### Step 2:

Side up the table  
Place Glass (C) on Top (B).





**Assembly completed.**

# Parts Replacement Form

Customer Information

Name \_\_\_\_\_

Address \_\_\_\_\_

City/State/Zip Code \_\_\_\_\_

Phone Number \_\_\_\_\_

Please indicate where you purchased this item: Store/Website/Catalog  
\_\_\_\_\_

Please indicate color/size/style number:  
\_\_\_\_\_

Style No Needed	Parts Letter	Parts Description	Quantity
_____	_____	_____	_____
_____	_____	_____	_____
_____	_____	_____	_____

receipt of the product. Replacement, if available, will be honored within this time frame. Parts will not be available for items arriving fully assembled.

We do not recommend modifying product(s) and we are not responsible for any damages due to product modification(s). If damages or missing parts are not reported within 90 days of your receipt, we are under no obligation to provide parts or replacement merchandise.

Please contact Southern Enterprises at 800-633-5096 or in Dallas 972-869-0111/ 9am – 4pm Mon-Fri Central time if you have product issues or email us at [service@seidal.com](mailto:service@seidal.com). Please ask for customer service representative for issues involving damages or replacement parts. Please ask for technical assistance representative for any issues with product and assembly/construction.

Please contact the retailer that you purchased from for returns.



**Southern**  
ENTERPRISES

Customer Service  
1-800-633-5096  
[service@seidal.com](mailto:service@seidal.com)  
Southern Enterprises, Inc.  
600 Freeport Parkway, Suite 200  
Coppell, Texas 75019