

HO730600TX
Rinaldi Black Faux Leather
Writing Desk

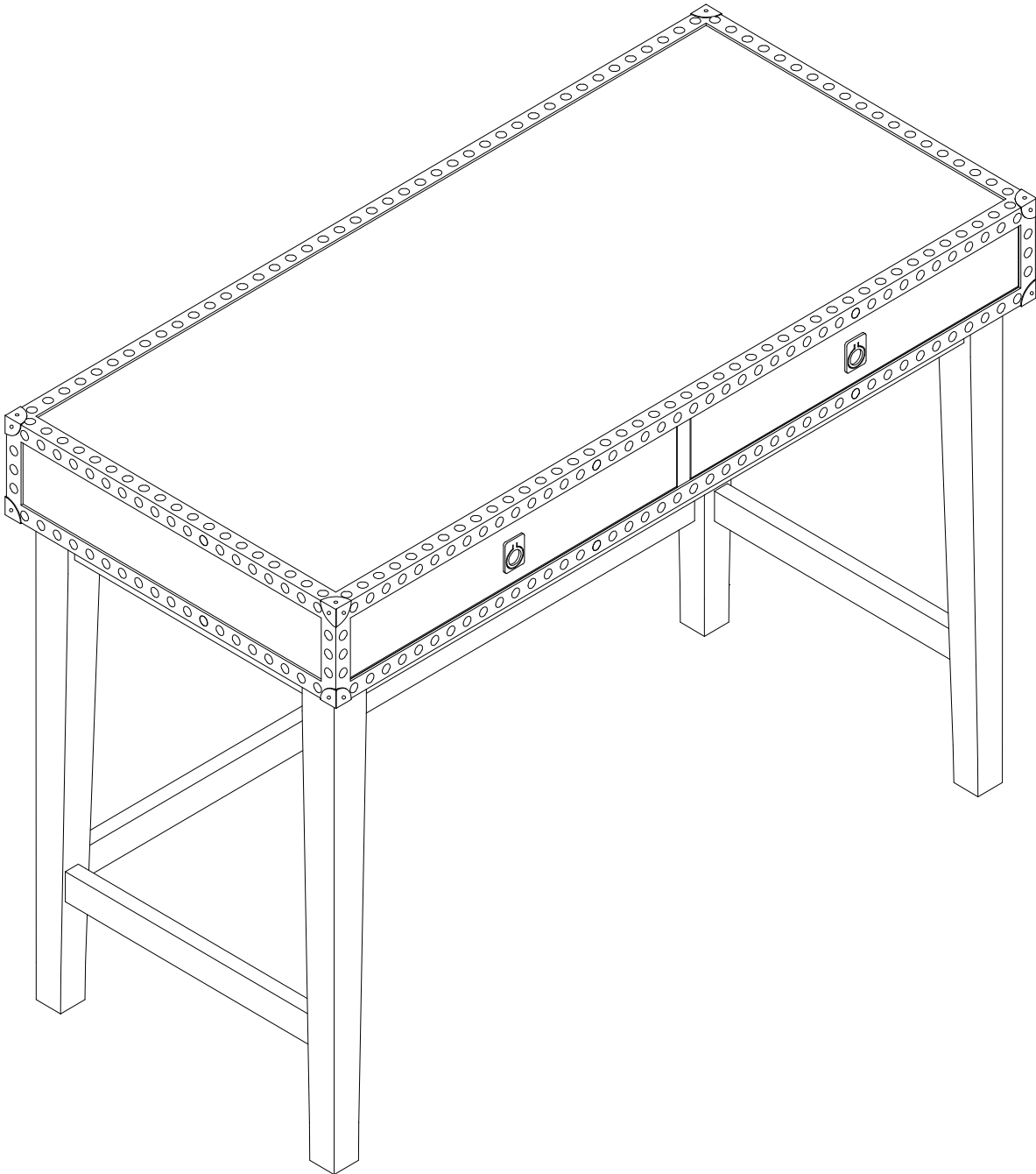
Assembly Instructions



Southern
ENTERPRISES

For assistance with assembly, contact:
Southern Enterprises, Inc.
Customer Service: 1-800-633-5096
service@seidal.com
www.seifurniturestore.com





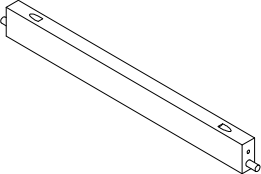
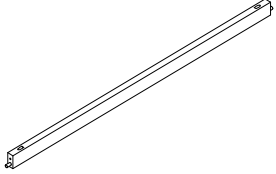
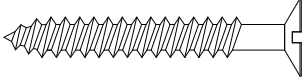
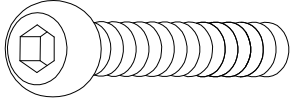
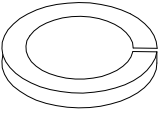
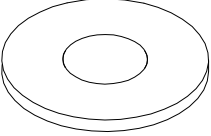
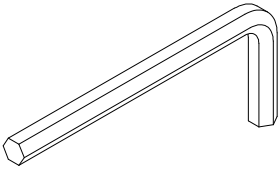
PO:



Rinaldi Black Faux Leather Writing Desk

Parts List

Please check packaging for all parts and hardware before discarding. Unpack and lay parts on clean, padded surface like carpet or blanket. Check that you have all parts indicated. Call customer service if hardware is missing. Before beginning assembly, carefully study the diagrams below and sort your hardware according to the pictures. Using the incorrect hardware will cause damage.

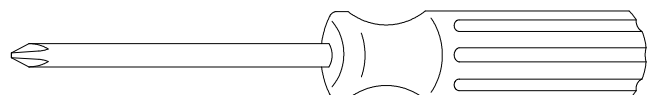
<p>A. Quantity of 1</p>  <p>Top Panel</p>	<p>B. Quantity of 2</p>  <p>Back Leg</p>	<p>C. Quantity of 1</p>  <p>Right Front Leg</p>	<p>D. Quantity of 1</p>  <p>Left Front Leg</p>
<p>E. Quantity of 2</p>  <p>Side Stretcher</p>	<p>F. Quantity of 1</p>  <p>Back Stretcher</p>	<p>1 Quantity of 6</p>  <p>Screw</p>	<p>2 Quantity of 8</p>  <p>Bolt $\emptyset 1/4$"x1-3/4" L</p>
<p>3 Quantity of 8</p>  <p>Spring Washer</p>	<p>4 Quantity of 8</p>  <p>Flat Washer</p>	<p>5 Quantity of 1</p>  <p>Allen Wrench</p>	

Care and Cleaning Instructions:

Before using, wipe with a clean, dry cloth.
Periodically apply furniture wax to renew the finish.
Avoid rubbing or scratching the surface with rough or abrasive objects.

For replacement parts or questions, please call SEI customer service at 1-800-633-5096.

Assembly Tool Required:
No.2 Phillips Screwdriver (Not Included)



Rinaldi Black Faux Leather Writing Desk

Assembly Instructions

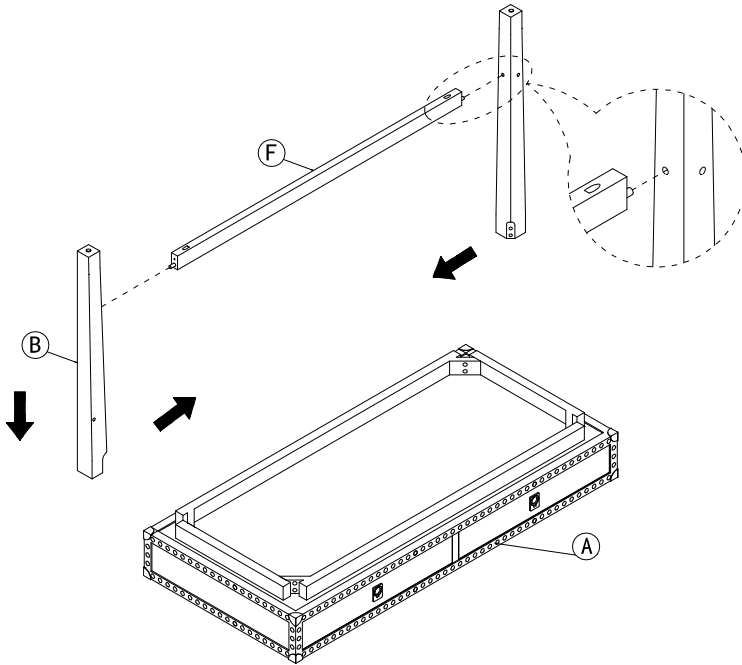


Figure 1

Insert Back Leg **(B)** into Top Panel **(A)**, attach Back Stretcher **(F)** with Back Leg **(B)**.

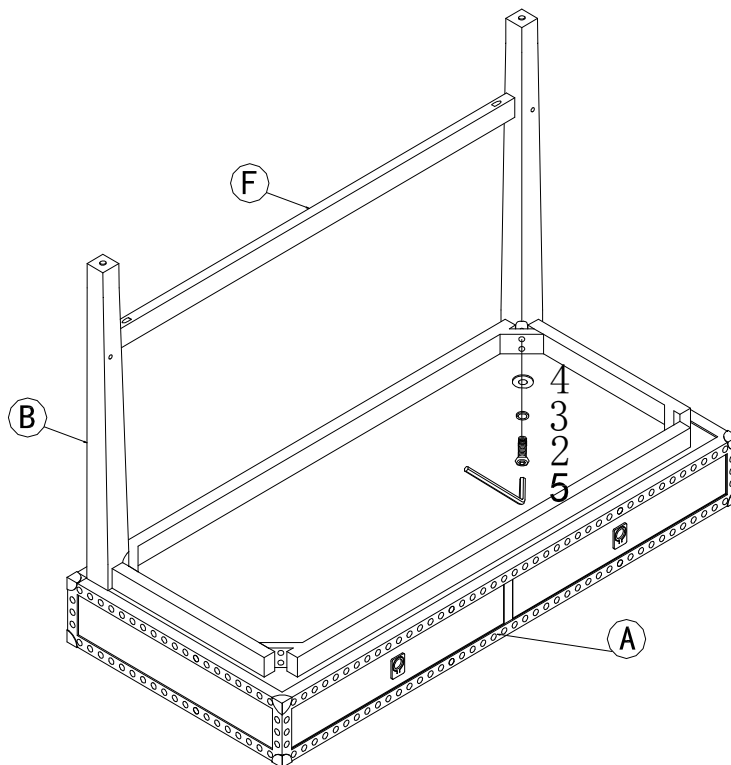
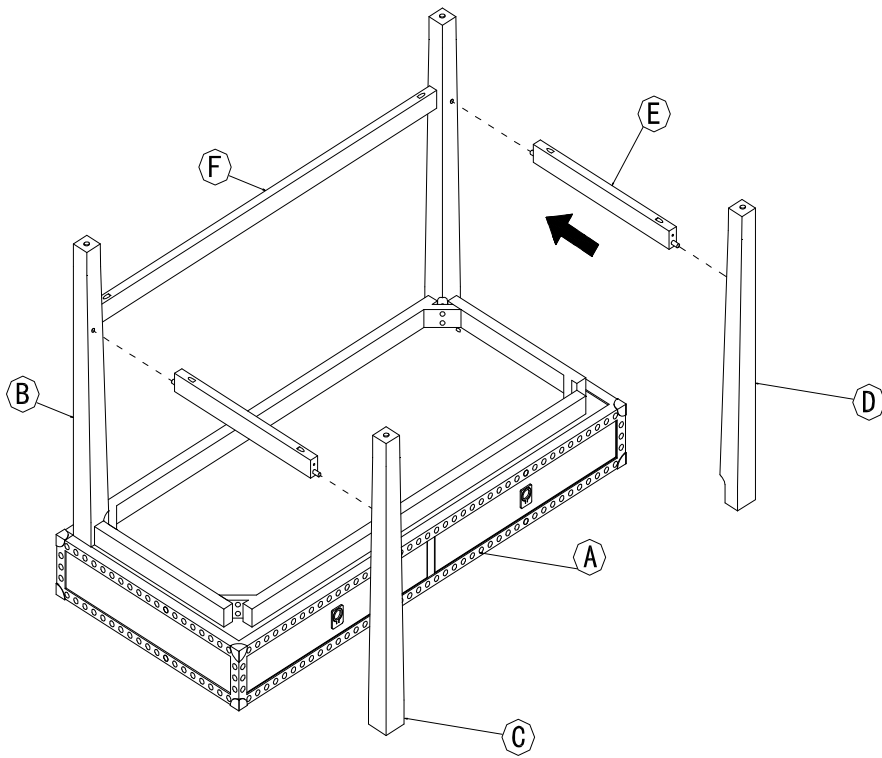


Figure 2

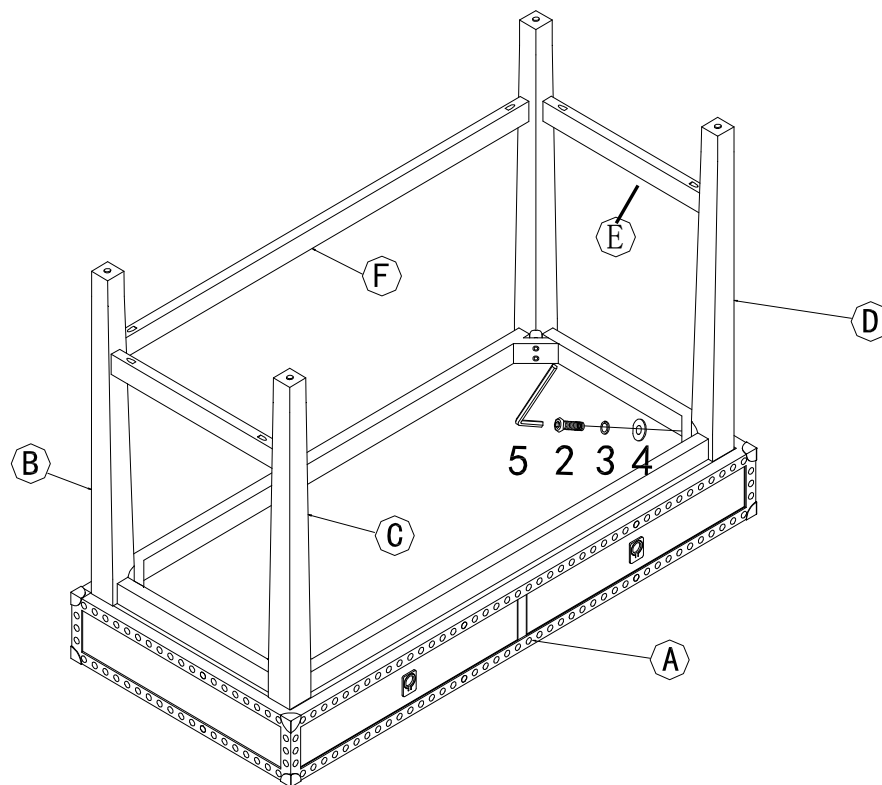
Secure Back Leg **(B)** with Top Panel **(A)** using Bolt **(2)**, Spring Washer **(3)** and Flat Washer **(4)**.

Tighten Bolt with Allen Wrench **(5)**.



Attach Side Stretcher **(E)** with Back Leg **(B)**, then attach Right Front Leg **(C)** and Left Front Leg **(D)**.

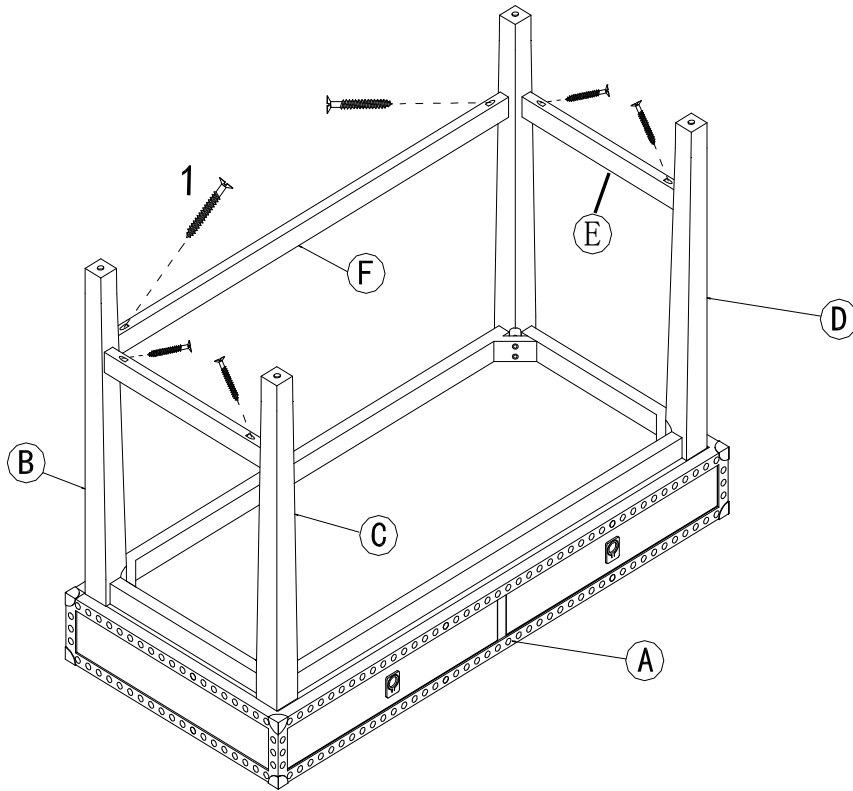
Figure 3



Secure Right Front Leg **(C)** and Left Front Leg **(D)** to Top Panel **(A)** using Bolt **(2)**, Spring Washer **(3)** and Flat Washer **(4)**.

Tighten bolt with Allen Wrench **(5)**.

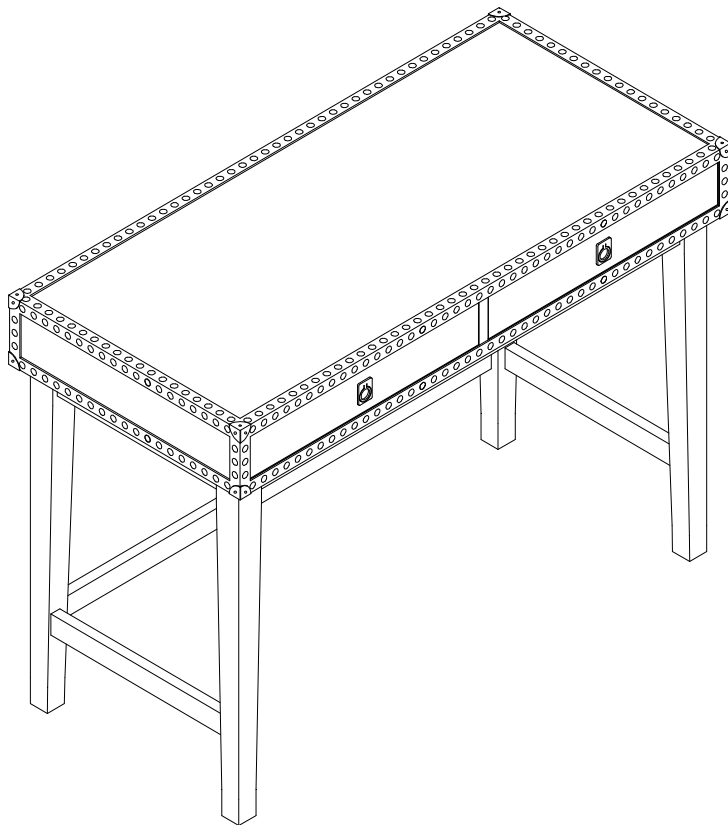
Figure 4



Secure Back Stretcher **(F)** and Side Stretcher **(E)** using Screw **(1)**.

Tighten screw with Phillips Screwdriver.

Figure 5



Turn the assembled Writing Desk over and it is ready to use.

Figure 6

Parts Replacement Form

Customer Information

Name _____

Address _____

City/State/Zip Code _____

Phone Number _____

Please indicate where you purchased this item: Store/Website/Catalog

Please indicate color/size/style number:

Style No	Parts Letter	Parts Description	Quantity Needed
----------	--------------	-------------------	-----------------

_____	_____	_____	_____
-------	-------	-------	-------

_____	_____	_____	_____
-------	-------	-------	-------

_____	_____	_____	_____
-------	-------	-------	-------

Please immediately examine this product carefully. Any request for missing parts or damage replacement must be received within 90 days of your receipt of the product. Replacement, if available, will be honored within this time frame. Parts will not be available for items arriving fully assembled. We do not recommend modifying product(s) and we are not responsible for any damages due to product modification(s). If damages or missing parts are not reported within 90 days of your receipt, we are under no obligation to provide parts or replacement merchandise.

For product issues, please contact Southern Enterprises at 800-633-5096 (toll-free) / 972-869-0111 (Dallas), Mon-Fri 9am – 4pm CST, or email us at service@seidal.com. Please ask for customer service representative for issues involving damages or replacement parts. Please ask for technical assistance representative for any issues with product and assembly/construction.

Please contact the retailer that you purchased from for returns.



Southern
ENTERPRISES

Customer Service: 1-800-633-5096
service@seidal.com

Southern Enterprises, Inc.
600 Freeport Parkway, Suite 200
Coppell, Texas 75019