



**TABLE D'APPOINT - BLANC / METAL BLANC ET
SUPPORT MAGAZINE**

**ACCENT TABLE - WHITE / WHITE METAL WITH A
MAGAZINE RACK**

I 3067

**INSTRUCTIONS D'ASSEMBLAGE
ASSEMBLY INSTRUCTIONS**

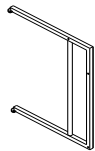
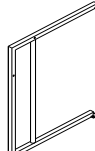
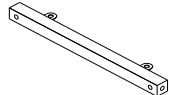
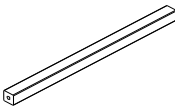
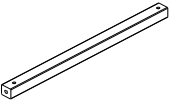
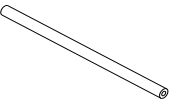
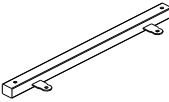


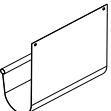


**POUR DE L'ASSISTANCE OU POUR COMMANDER
DES PIÈCES CONTACTEZ NOTRE DÉPARTEMENT
DE SERVICE À LA CLIENTÈLE.**

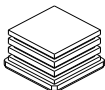





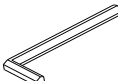
**FOR ASSISTANCE OR TO ORDER PARTS
CONTACT OUR CUSTOMER SERVICE DEPARTMENT**

WWW.MONARCHSERVICE.COM

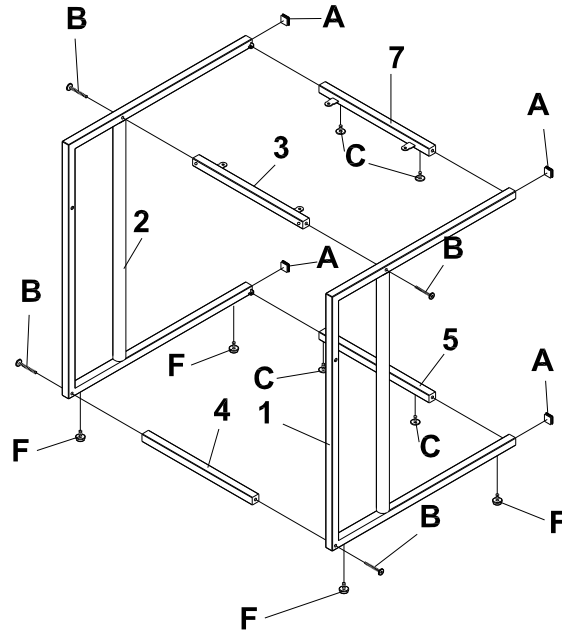
IDENTIFICATION DES PIÈCES
PARTS IDENTIFICATION

1		PANNEAU CÔTÉ GAUCHE LEFT SIDE PANEL	1MC 1PC
2		PANNEAU CÔTÉ DROIT RIGHT SIDE PANEL	1MC 1PC
3		SUPPORT DE VITRE GLASS SUPPORT	1MC 1PC
4		BARRE TRANSVERSALE CROSSBAR	1MC 1PC
5		BARRE TRANSVERSALE CROSSBAR	1MC 1PC
6		BARRE TRANSVERSALE CROSSBAR	1MC 1PC
7		SUPPORT DE VITRE GLASS SUPPORT	1MC 1PC
8		VITRE DU DESSUS TOP GLASS	1MC 1PC
9		MÉTAL METAL	1MC 1PC
10		PVC PVC	1MC 1PC

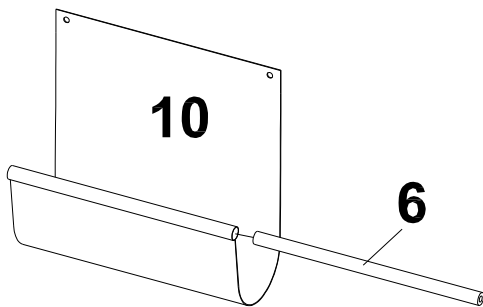
IDENTIFICATION DES PIÈCES DE MONTAGE
HARDWARE IDENTIFICATION

A		16 X 16mm	4MCX / 4PCS
B		Ø1/4" X 32mm	6MCX / 6PCS
C		Ø1/4" X 12mm	4MCX / 4PCS
D		Ø3/16" X 10mm	2MCX / 2PCS
E		Ø5mm	4MCX / 4PCS
F		Ø1/4" X 13mm	4MCX / 4PCS
G		M4	1MC / 1PC

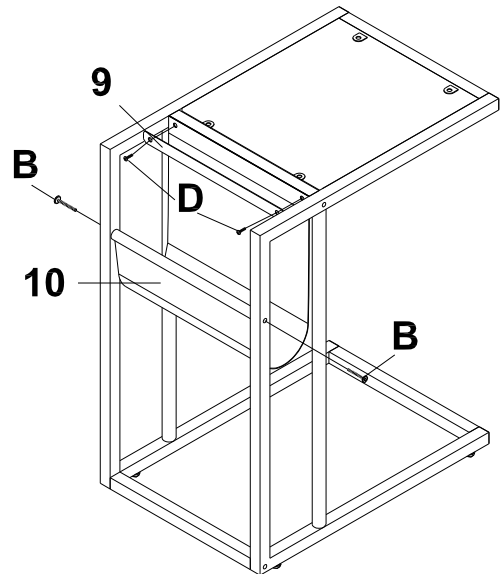
ÉTAPE / STEP 1



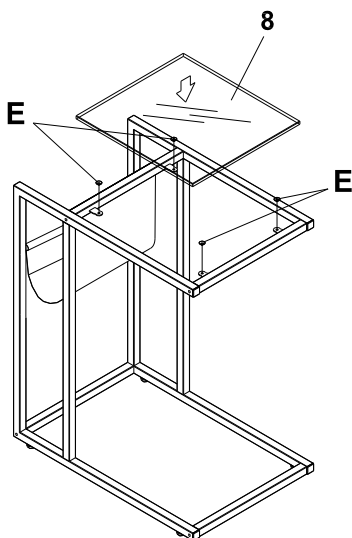
ÉTAPE / STEP 2



ÉTAPE / STEP 3



ÉTAPE / STEP 4



ÉTAPE / STEP 5

