

CK642000TX

**“Modesto” Cocktail Table
Assembly Instruction**



For assistance with assembly contact:

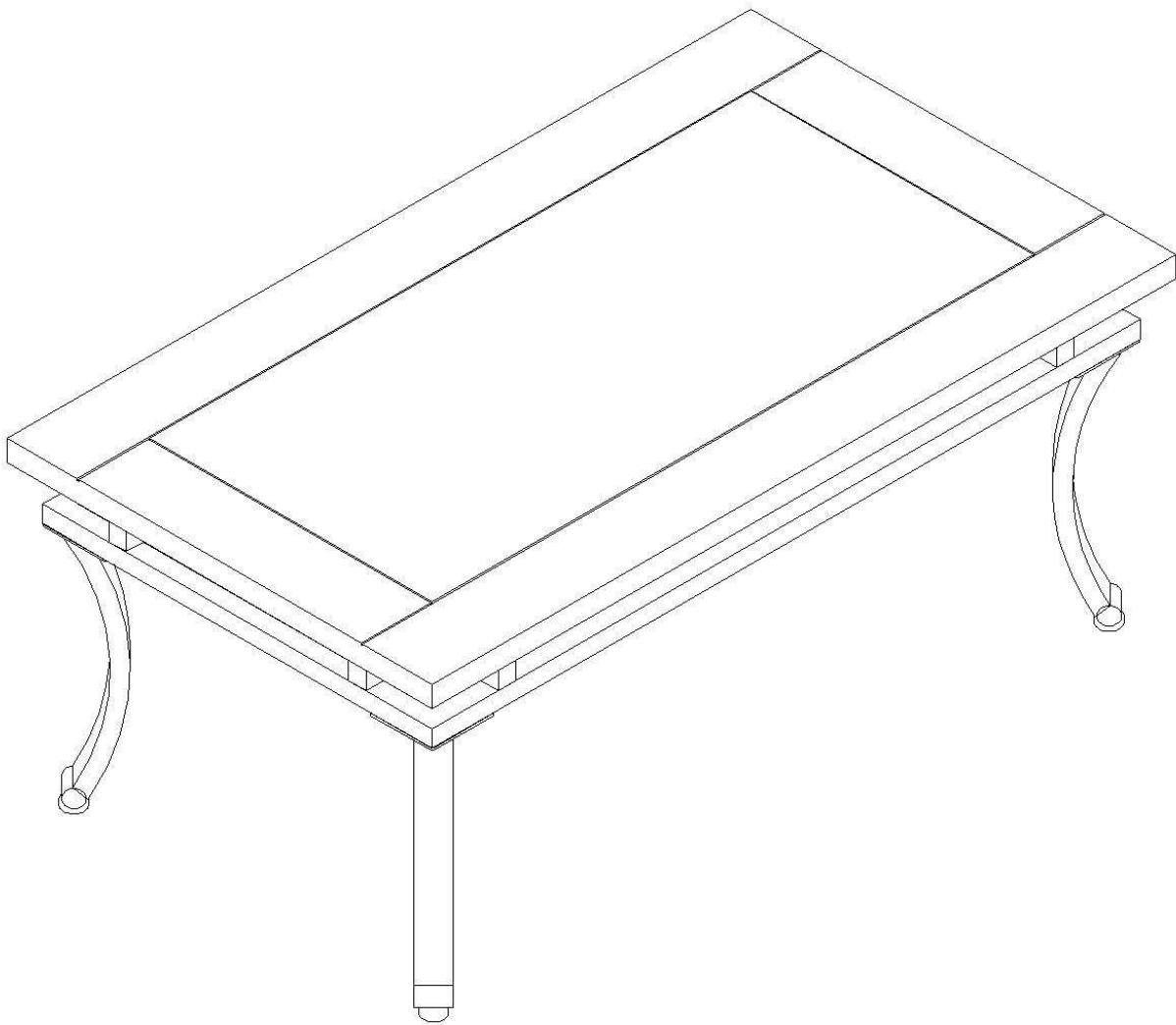
Southern Enterprises Inc.

Customer Service 1-800-633-5096

service@seidal.com

www.seidal.com

Max top load of 60 lb.

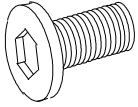
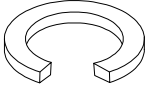
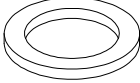
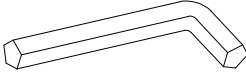
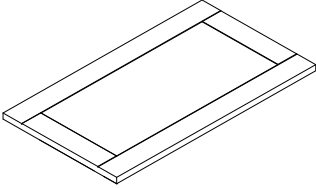
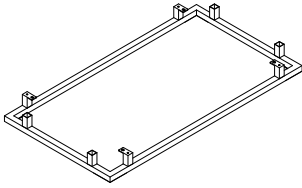



CK642000TX

“Modesto” Cocktail Table

Parts List

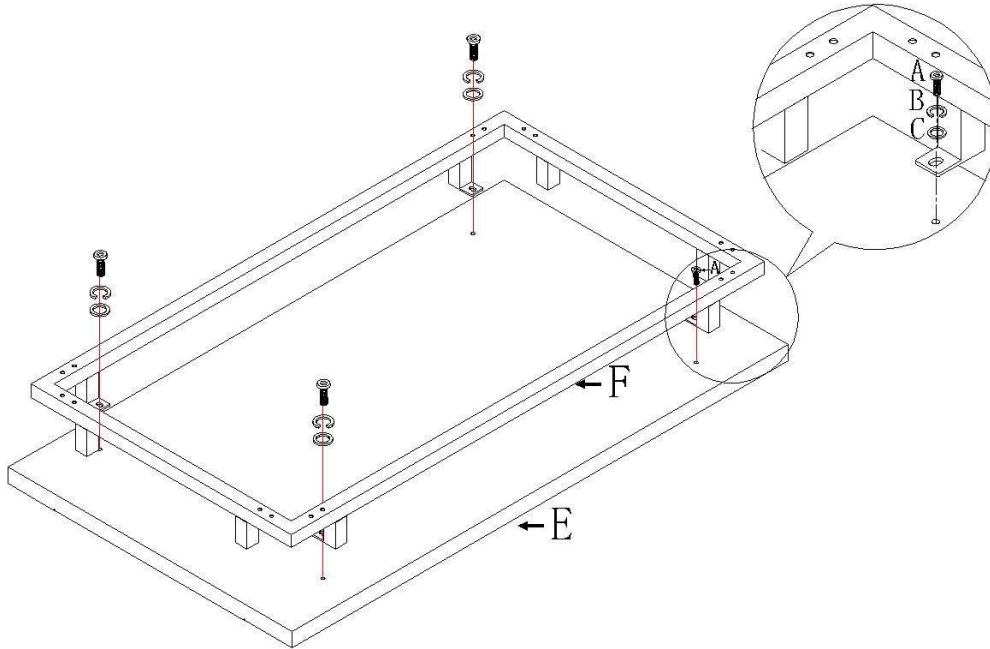
Please review all parts and hardware before disposing of any packaging.
 Call Customer Service if missing hardware. Do not return to store/retailer.
 Screws shown actual size. Using a screw that is too long will cause damage.
 Before beginning assembly, separate each type of screw. Carefully study
 the screw diagrams below.

A  Screw 1/4"X5/8"	B  Lock Washer	C  Flat Washer	D  Wrench	E  Wood Top	F  Top Frame
G  Leg					

Care and Cleaning Instructions:
 Before using, wipe with a clean, dry cloth.
 Periodically apply furniture wax to renew
 The finish. Avoid rubbing or scratching the
 surface with rough or abrasive objects.

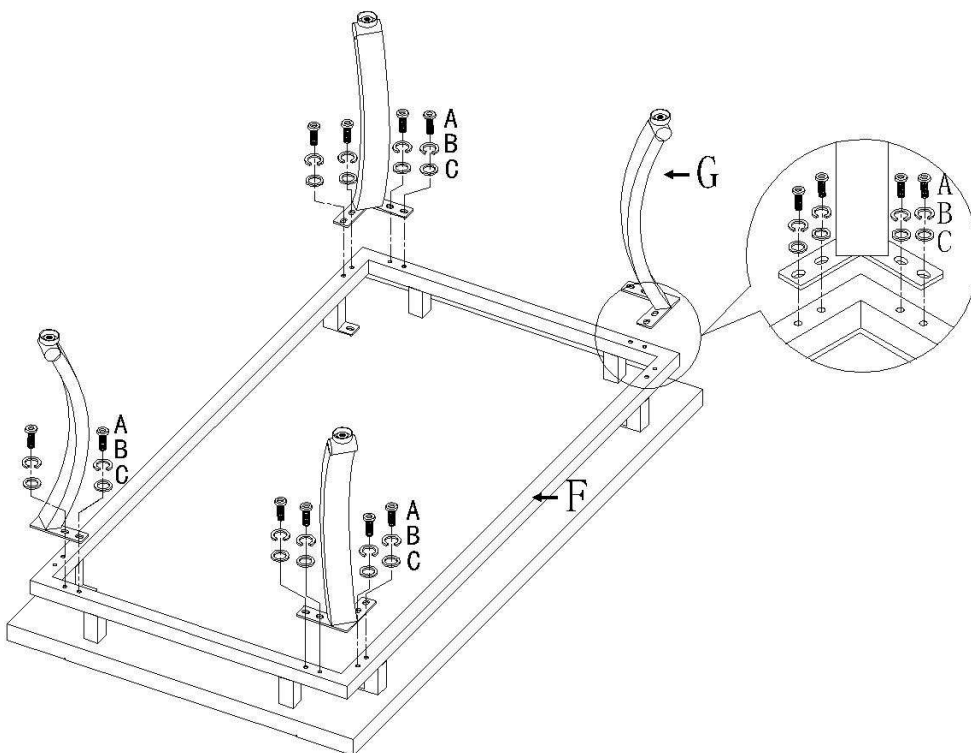
For replacement parts or questions, please
 call Customer Service at 1-800-633-5096.
 Do not return product to store. Please call
 manufacturer for assistance, questions or
 parts.

CK642000TX "Modesto" Cocktail Table Assembly Instructions



Step 1. Put all parts on a soft surface to prevent scratches.

Attach top frame (F) to wood top (E) by using screw (A), lock washer (B) and flat washer (C) as shown.



Step 2. Attach leg (G) to top frame (F) by using screw (A), lock washer (B), flat washer (C) as shown.

Turn the table upside down, then your new table is finished and ready to use.



Customer Service 1-800-633-5096
service@seidal.com
Southern Enterprises, Inc.
2915 Merrell Road
Dallas, Texas 75229

We'd love to hear from you! Email us photos of our products in your home at sei@seidal.com and we might feature it on our site or use it to model one of our inspirational photos.

“ PARTS WILL BE SENT IF AVAILABLE FORM SEI “

Parts Replacement Form

Customer Information

Name _____

Address _____

City/State/Zip Code _____

Phone Number _____

Please indicate where you purchased this item: Store/ Website/ Catalog

Please indicate color/size/style number:

Style No	Parts Letter	Parts Description	Quantity Needed

Missing or damaged hardware and/ or parts will be replaced free of charge. We do not sell parts. Southern Enterprises Inc. will provide replacement parts for only those items purchased within the last 9 months. If this product has not been purchased from our retail affiliates (within 9 months), we are under no obligation to provide parts or replacements merchandise. Parts will not be available for items arriving fully assembled.



Customer Service 1-800-633-5096
service@seidal.com
Southern Enterprises, Inc.
2915 Merrell Road
Dallas, Texas 75229