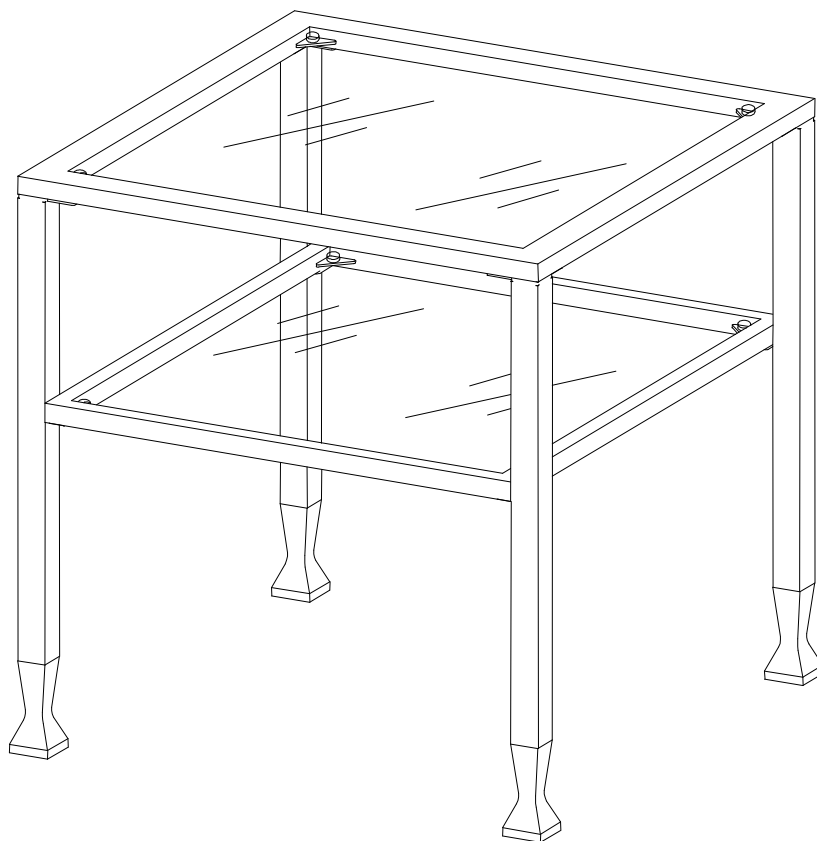


CK877000TX JCP Lot #794-4829

**BUNCH METAL CKTL TABLE
Assembly Instruction**




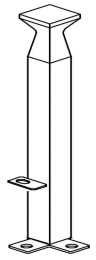
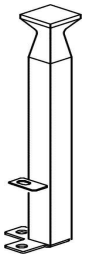

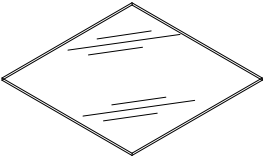
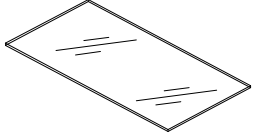
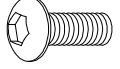


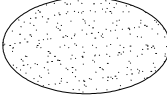
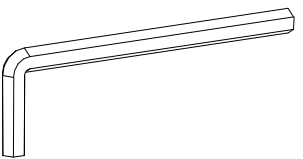
For assistance with assembly contact:
Southern Enterprises Inc.
Customer Service 1-800-633-5096
service@seidal.com
www.seidal.com



CK877000TX JCP Lot #794-4829

BUNCH METAL CKTL TABLE Parts List

Please review all parts and hardware before disposing of any packaging. Call Customer Service if missing hardware. Do not return to store/retailer. Using a screw that is too long will cause damage. Before beginning assembly, separate each type of screw. Carefully study the screw diagrams below. You may receive extra hardware with your unit.

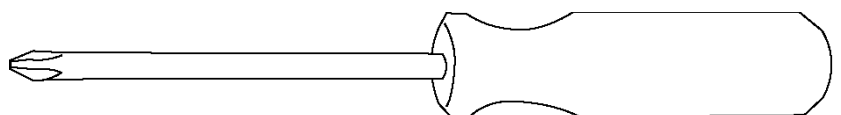
| | | | | |
|--|---|--|--|--|
| <p>1 1PC</p>  <p>TOP FRAME</p> | <p>2 2PCS</p>  <p>RIGHT LEG</p> | <p>3 2PCS</p>  <p>LEFT LEG</p> | <p>4 1PC</p>  <p>SHELF FRAME</p> | |
| <p>5 1PC</p>  <p>TOP GLASS</p> | <p>6 1PC</p>  <p>GLASS SHELF</p> | <p>A 12PCS</p>  <p>Screw 1/4"x13mm</p> | <p>B 12PCS</p>  <p>Lock Washer 1/4"</p> | |
| <p>C 8PCS</p>  <p>Glass pad</p> | | <p>D 4PCS</p>  <p>Foot pad</p> | | <p>E 1PC</p>  <p>Wrench</p> |

Care and Cleaning Instructions:
Before using, wipe with a clean, dry cloth. Avoid rubbing or scratching the surface with rough or abrasive objects.

For replacement parts or questions, please call Customer Service at 1-800-633-5096. Do not return product to store. Please call manufacturer for assistance, questions or parts.

Assembly Tool Required

No.2 Phillips Screwdriver

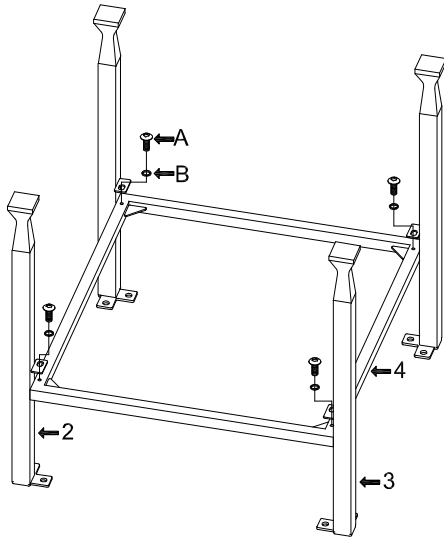


CK877000TX JCP Lot #794-4829

BUNCH METAL CKTL TABLE

Assembly Instruction

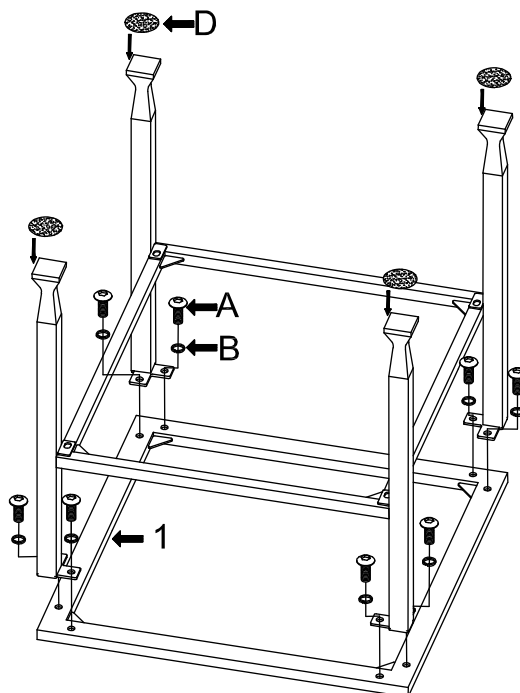
Figure 1



Step 1:

Using screw (A) & (B) to assemble shelf frame (4), right leg (2) and left leg (3) as shown.

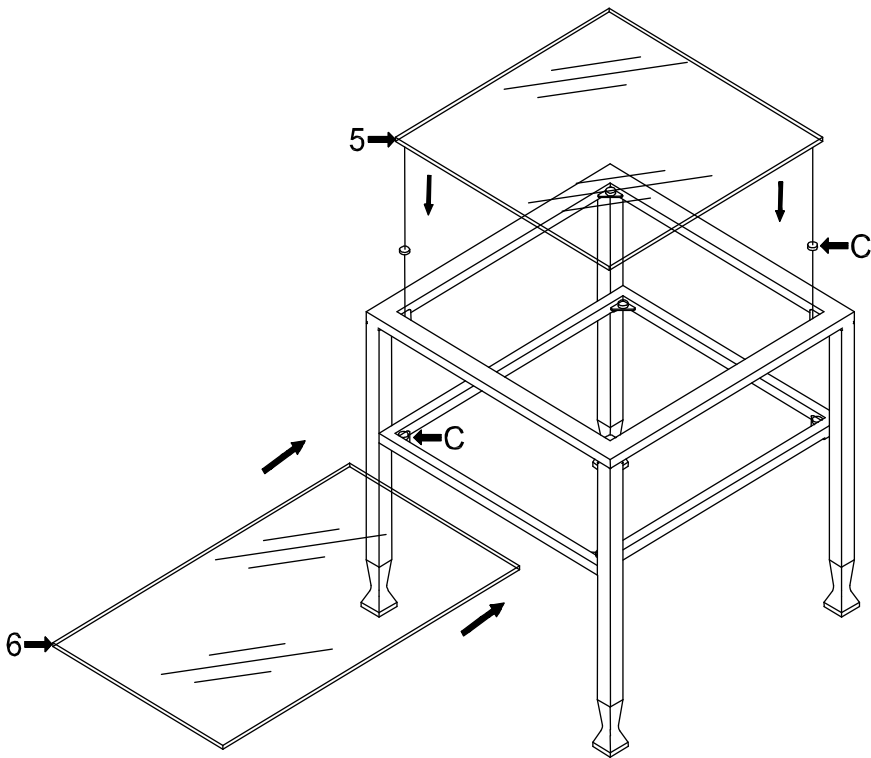
Figure 2



Step 2:

Using screw (A) & (B) to assemble the top frame (1) and the legs as shown then add the foot pad (D) onto the end of leg.

Figure 3



Step 3:

Turn the unit upside down, put the glass pads (C) on the frame, then put on (5) top glass and insert (6) shelf glass as shown.



Customer Service 1-800-633-5096
service@seidal.com
Southern Enterprises, Inc.
600 Freeport Parkway Suite 200
Coppell, Texas 75019

We'd love to hear from you! Email us photos of our products in your home at sei@seidal.com and we might feature it on our site or use it to model one of our inspirational photos.

“PARTS WILL BE SENT IF AVAILABLE FROM SEI” “THIS IS NOT A WARRANTY”

Parts Replacement Form

Customer Information

Name _____

Address _____

City/State/Zip Code _____

Phone Number _____

Please indicate where you purchased this item: Store/ Website/ Catalog

Please indicate color/size/style number:

| Style No | Parts Letter | Parts Description | Quantity Needed |
|----------|--------------|-------------------|-----------------|
| | | | |
| | | | |

Please count, identify and compare parts and hardware list to be sure all parts are present. It may help to divide parts and label them to correspond with part list. Extra hardware may be included. If any items are missing, please contact Southern Enterprises at 800-633-5096 or in Dallas (972) 869-0111/ 9am – 4pm Mon-Fri Central time if you have product issues with your purchase. Please ask for a **customer service representative** for issues involving damages or replacement parts. Please ask for a **technical assistance representative** for any issues with product assembly and product construction. Please contact the retailer that you purchased from for returns.

Missing or damaged hardware and/ or parts will be replaced free of charge. We do not sell parts. We do not recommend modifying product(s) and we are not responsible for any damages due to product modification(s). If this product has not been purchased from our retail affiliates (within 9 months), we are under no obligation to provide parts or replacements merchandise. Parts will not be available for items arriving fully assembled.



Customer Service 1-800-633-5096

service@seidal.com

Southern Enterprises, Inc.

600 Freeport Parkway, Suite 200

Coppell, Texas 75019