

## TOKK™ FINGERPRINT LOCK Model PL34



Fingerprint



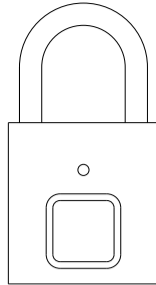
Stand-by Time 3 Months



0.5s Unlock



Security



Thank you for your purchase.

We hope you will enjoy your new TOKK™ Fingerprint Lock.

If you encounter any issues setting it up and/or using your new product, please do not hesitate to call us and we will be very happy to help you. You can also watch our step by step demo video on our website: [www.tokktech.com](http://www.tokktech.com)

Our Customer service email is [contact@predtechnologies.com](mailto:contact@predtechnologies.com)

Our Customer service phone number is +1 (858) 999-2114 ext 1

### I. USB Interface:

The product is charged by USB. Please fully charge the product at the first time.

### II. Indicator

Use 3-color indicator. Different indicator represents different devices and status:

Please check the details as below chart:

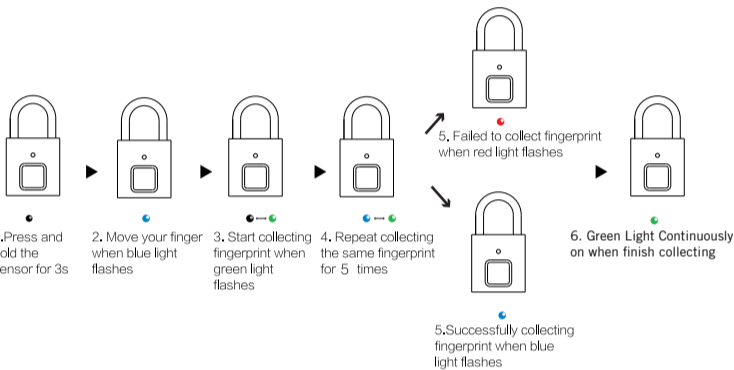


### Components

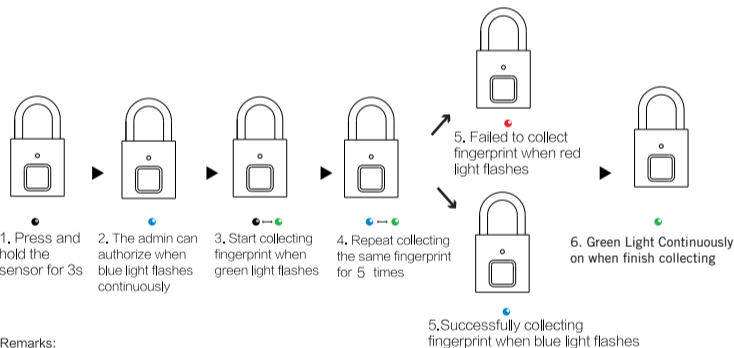
1. USB Port
2. Fingerprint Sensor
3. LED Light
4. Shackle

Indicator Light	Fingerprint Padlock Status
Red light flashes	Low power
Red light on	Recharging
Light off	Completely Charged
Green light flash	Fingerprint collection mode
Green light always on	Successful to collect fingerprint
Blue light always on	Administrator fingerprint authorization
Green light flashes fast	Unlock successfully
Red light always on	Delete fingerprint mode
Red light flash	Failed to collect fingerprint

### III. How to Collect The First Administrator's Fingerprint



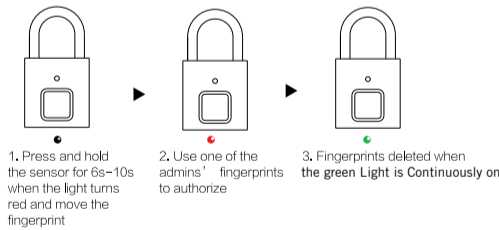
### IV. How to Collecting The 2nd to 10th Fingerprints



#### Remarks:

1. The first and second fingerprints are the admins by default
2. One of the admins fingerprint will be need to authorize when adding fingerprints

### V. How to Delete Fingerprints



#### Remarks:

Only the administrator can delete the fingerprint and delete all the fingerprints at one time

### VI. Specifications

Support 360 degree angle fingerprint recognize  
Resolution: 508DPI  
ESD: +/-12kV air, +/-8kV contact  
FRR: <1%  
FAR: <0.002%  
Recognize time: <300mS  
Battery: 3.7V 80mAh  
Charger: 5V 200MA

### VII. Low voltage

When the voltage  $\leq 3.5V$ , the red indicator flash fast for 15s. If it keeps in the status of low battery, alarm will go on

## Pred Limited Warranty

Pred Technologies USA Inc. warrants this product against defects in material or workmanship as follows:

1. Labor and Parts: If this product is determined to be defective, Pred Technologies will repair or replace the product, at its option, at no charge. From and for a period specified by the retail partner you have purchased our product from.
2. Proof of purchase in the form of a bill of sales or receipted invoice which is evidence that the unit is within the Warranty period must be presented to obtain warranty service.
3. To obtain warranty service, please contact our customer support center:  
Via email [contact@tokktech.com](mailto:contact@tokktech.com) or call 1 (858) 999-2114 ext 1

This warranty gives you specific legal rights and you may also have other rights which vary from state to state.

Thanks

Pred Technologies USA Inc.

© 2020 PRED Technologies USA Inc. All Rights Reserved.  
Features specifications and appearance are subject to change with out notice.  
Manufactured & Distributed by: PRED Technologies USA Incorporated.  
7855 Fay Avenue, La Jolla, CA 92037  
[predtechnologies.com](http://predtechnologies.com)