

GA0355T JCP Lot #794-4836

Scroll Iron Glass Top Wine Table

Assembly Instructions



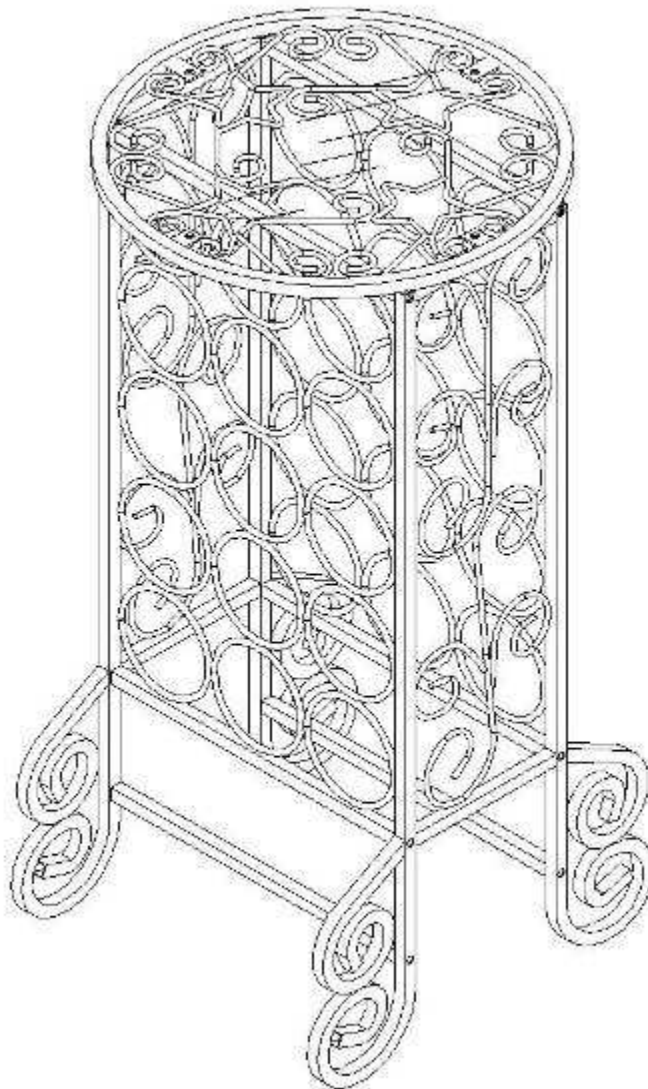
For assistance with assembly contact:

Southern Enterprises Inc.

Customer Service 1-800-633-5096

service@seidal.com

www.seidal.com

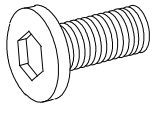
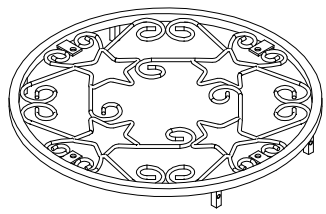

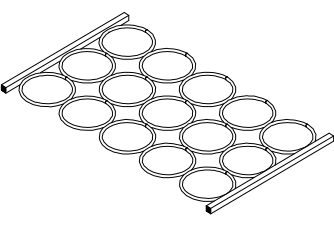
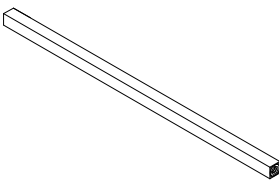
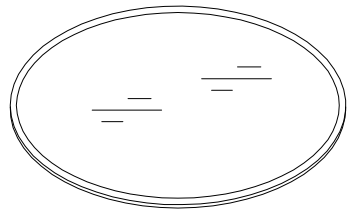
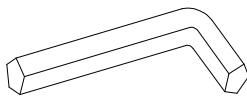


GA0355T JCP Lot #794-4836

Scroll Iron Glass Top Wine Table

Parts List

Please review all parts and hardware before disposing of any packaging.
Call Customer Service if missing hardware. Do not return to store/retailer.
Using a screw that is too long will cause damage. Before beginning assembly,
separate each type of screw. Carefully study the screw diagrams below.

<p>A 12PCS</p>  <p>Screw 1/4"X1"</p>	<p>B 1PC</p>  <p>Top Frame</p>	<p>C 2PCS</p>  <p>Side Panel</p>
<p>D 2PCS</p>  <p>Wine Panel</p>	<p>E 2PCS</p>  <p>Stretcher</p>	<p>E</p>  <p>Glass Top</p>
<p>G 1PC</p>  <p>Wrench</p>		

Care and Cleaning Instructions:

Before using, wipe with a clean dry cloth.
Avoid rubbing or scratching the surface with rough or abrasive objects.

For replacement parts or questions, please call Customer Service at 1-800-633-5096. Do not return product to store. Please call manufacturer for assistance, questions or parts.

GA0355T JCP Lot #794-4836
Scroll Iron Glass Top Wine Table
Assembly Instructions

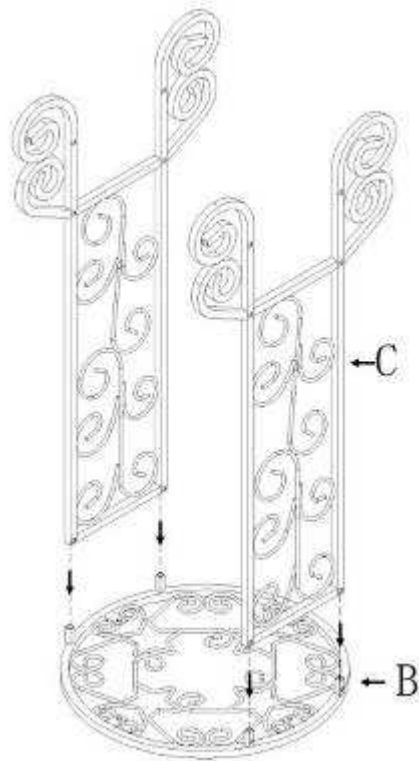


Figure 1

Step 1: Insert side panels (C) into top frame (B) as shown.

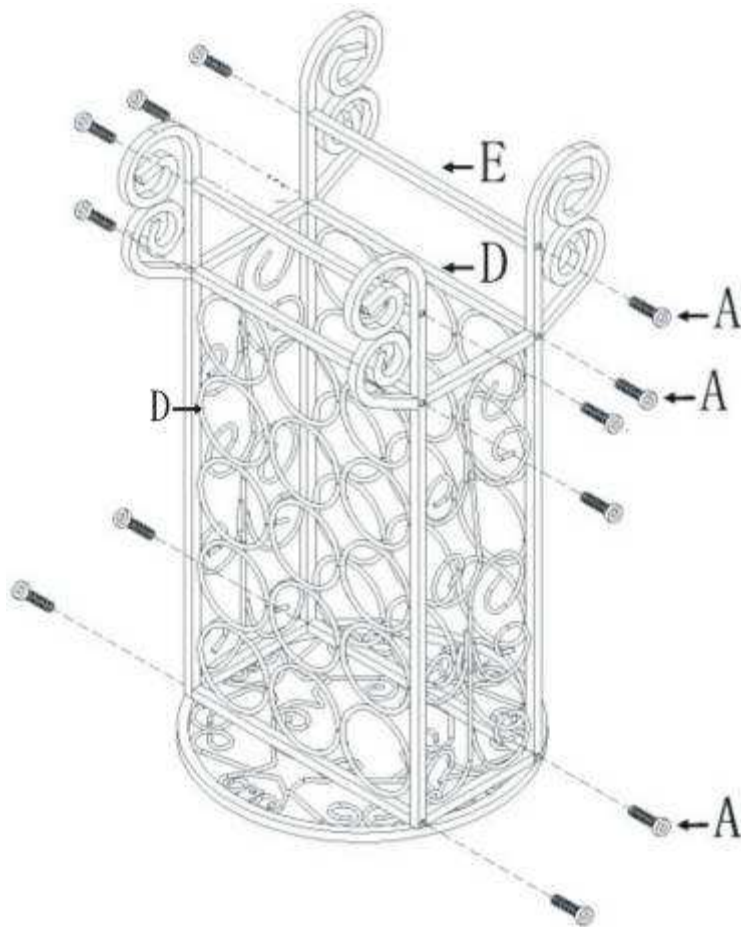
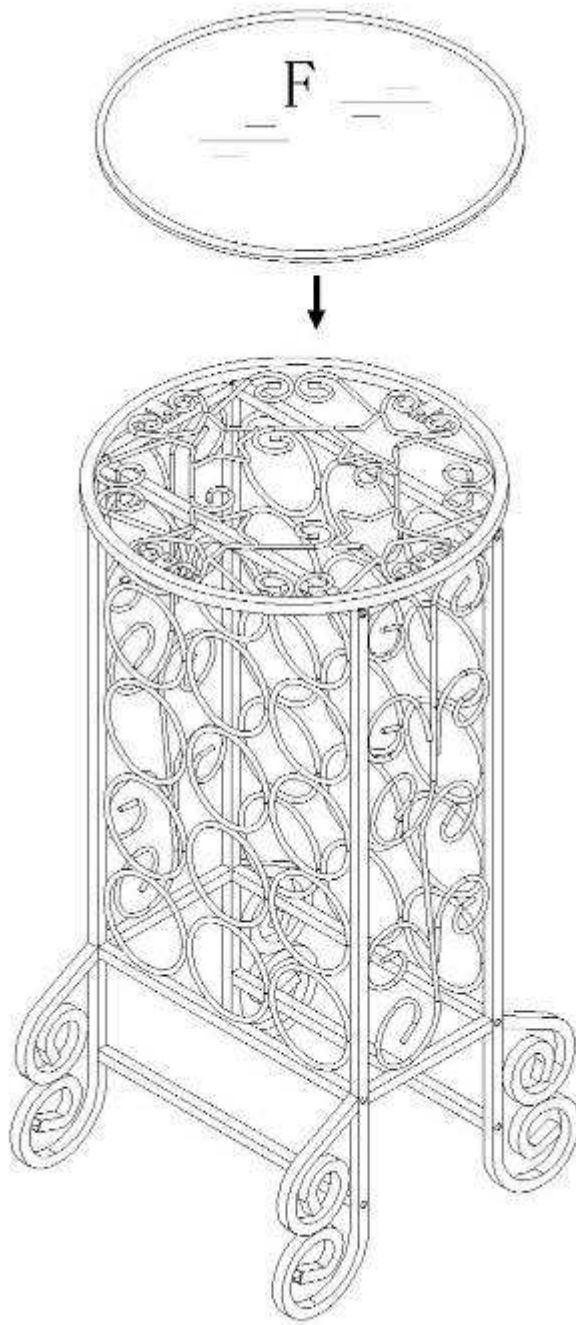


Figure 2

Step 2: Attach wine panels (D) and stretchers (E) to side panels (C) and top panel (B) using screws (A) as shown.



Step 3: Turn the table upside down and put on glass top (F) as shown.

**YOUR NEW SCROLL
IRON GLASS TOP
WINE TABLE IS
FINISHED AND
READY TO USE.**

Figure 3



Customer Service 1-800-633-5096
service@seidal.com
Southern Enterprises, Inc.
600 Freeport Parkway, Ste 200
Coppell, TX 75019

We'd love to hear from you! Email us photos of our products in your home at sei@seidal.com and we might feature it on our site or use it to model one of our inspirational photos.

“PARTS WILL BE SENT IF AVAILABLE FROM SEI” “THIS IS NOT A WARRANTY”

Customer Information

Name _____

Address _____

City/State/Zip Code _____

Phone Number _____

Please indicate where you purchased this item: Store/ Website/ Catalog

Please indicate color/size/style number:

Please count, identify and compare parts and hardware list to be sure all parts are present. It may help to divide parts and label them to correspond with part list. Extra hardware may be included. If any items are missing, please contact Southern Enterprises at 800-633-5096 or in Dallas (972) 869-0111/ 9am – 4pm Mon-Fri Central time if you have product issues with your purchase. Please ask for a **customer service representative** for issues involving damages or replacement parts. Please ask for a **technical assistance representative** for any issues with product assembly and product construction. Please contact the retailer that you purchased from for returns.

Missing or damaged hardware and/ or parts will be replaced free of charge. We do not sell parts. We do not recommend modifying product(s) and we are not responsible for any damages due to product modification(s).

If this product has not been purchased from our retail affiliates (within 9 months), we are under no obligation to provide parts or replacements merchandise. Parts will not be available for items arriving fully assembled.



Customer Service 1-800-633-5096

service@seidal.com

Southern Enterprises, Inc.

600 Freeport Parkway, Suite 200

Coppell, Texas 75019