

Get me Started!

Hi! I'm bObi and I love to clean! Let's get started!

I left my battery in the box. Can you help me put it on?

Flip me over to access my battery compartment. Use the screwdriver in the box to remove the two screws on the cover. Take off the cover and connect my battery cable. Make sure the cable isn't bunched underneath the battery.




Next, it's time to set up my charging station.

This is where I juice up after cleaning. Could you put it in a spot where I can easily find it? The best place for it is on a hard surface next to a wall in the room where I'll be cleaning most frequently. Verify that there is at least 10 feet (3 meters) of open space in front of my charging station and 2 feet (0.5 meters) on either side of the station. Let me juice up completely before my first cleaning job so I start off fully energized. Thanks! See you in a few hours!




Power me up!

I can't wait to clean! Hopefully all cords are tucked away so I can do a great job without getting trapped. The simplest way to get me started is to set me on the floor and touch GO! on my cover.



To give me more instructions, it's best to use my remote. Will you help me set it up?


Load it with 2 AAA batteries. GO! tells me to clean on my own. Choose WAFFLE if you want me to give extra attention to a small area around me. Or, take charge of every move I make, using the directional buttons.



You can even use my bOck to keep certain areas out of my reach by creating a 10-foot linear border that I will never cross ;-)

Load my bOck with 4 AA batteries and turn it on. Then, turn its wide face toward where you'd like to draw the border; the bOck's back—where the buttons are—should be facing the wall.

The bOck keeps the border active for 3 hours but then turns off to conserve battery.
By then, I will be home sleeping ;)



Check my website or bObsweep owners' site for the regular additions of "how-to" videos:

<http://bobi.bobsweep.com>
<http://owners.bobsweep.com>

The SPEED button on my remote allows you to shift between my 2 speeds, and set me for a slow and thorough cleaning, or a quick and casual one.

What I do: My favorite thing to do is hunt for dust, hair and dirt. In a full session, I inspect each spot more than once to catch anything I missed on my first pass. I will move in different patterns and keep cleaning until I run out of juice, then search for my charging station. I simultaneously sweep, vacuum, and use UV light to clean your floors. I would be happy to mop too if you attach the mini-mop to my belly.

I don't see the same way you see, so I won't move the way you would.
I follow and switch between my algorithms to find my way around.
Please give me time to roam the floors and complete the job on my own.

Keep my charging station away from your TV or other devices that use infrared signals. Sync me and my charging station if I cannot find my station (see owner's manual).




To help me adapt to the unique settings of my new home, observe which areas are challenging for me. Where possible, make slight adjustments to the furniture so I can navigate better.



One last reminder: If you ever need help, my support team is here for you. They are committed to making your experience exceptional, and it is their utmost priority to exceed your expectations. Do not underestimate them; feel free to share your questions and concerns with them.

I am here for you with a lifetime of support, and my support team will do everything in their capacity to keep you happy.



Welcome to the bObsweep family!

support@bobsweep.com

888.549.8847