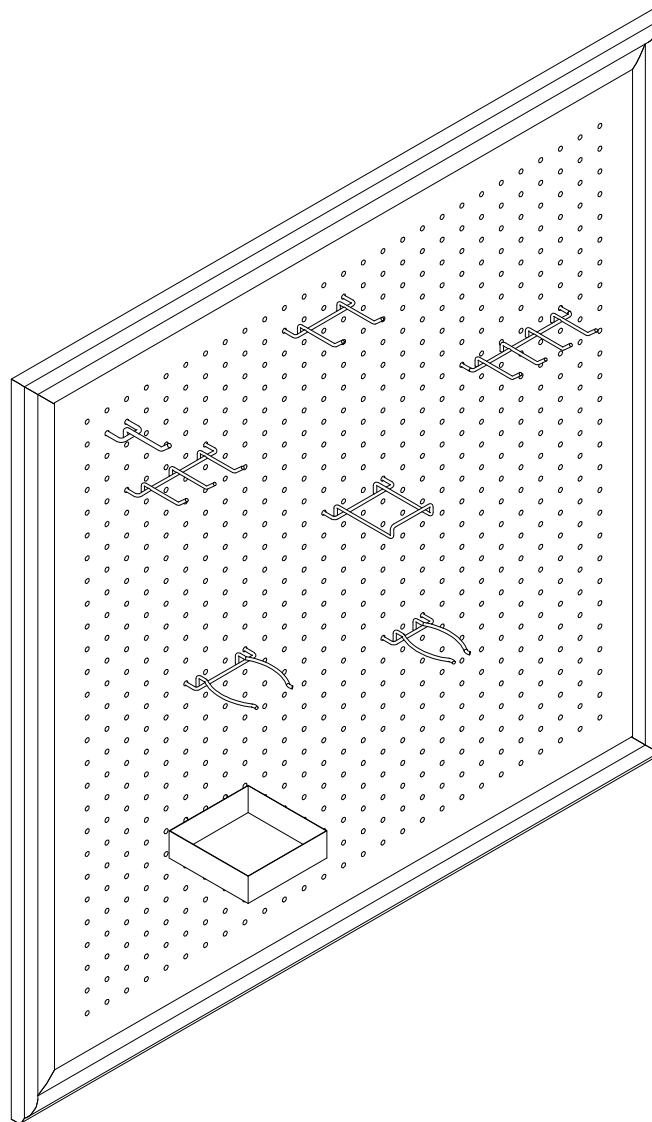


# HZ492600TX AG-FRAMED PEG BOARD Assembly Instruction



For assistance with assembly  
contact:  
Southern Enterprises Inc.  
Customer Service  
1-800-633-5096  
[service@seidal.com](mailto:service@seidal.com)  
[www.seidal.com](http://www.seidal.com)

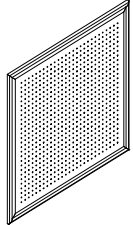
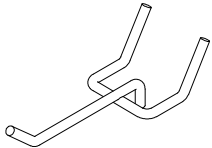
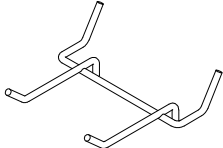
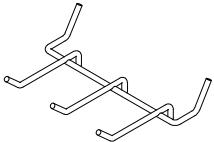
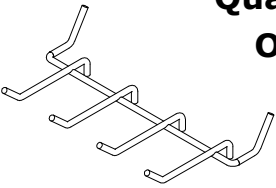
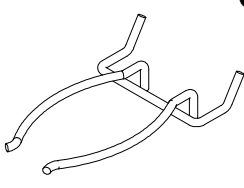
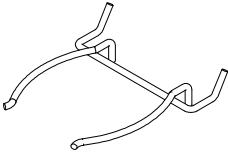
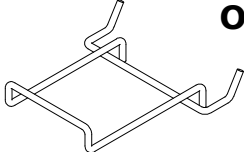
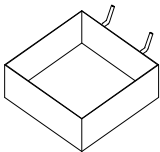

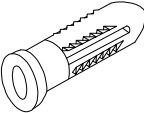



# HZ492600TX AG-FRAMED PEG BOARD

## Parts List

Please review all parts and hardware before disposing of any packaging. Call Customer Service if missing hardware. Do not return to store/retailer. Using a screw that is too long will cause damage.

Before beginning assembly, separate each type of screw. Carefully study the Screw diagrams below. You may receive extra hardware with your unit.

<b>A</b>  <b>Quantity Of 1</b> <b>PEG BOARD</b>	<b>B</b>  <b>Quantity Of 4</b> <b>HOOK</b>	<b>C</b>  <b>Quantity Of 4</b> <b>HOOK</b>
<b>D</b>  <b>Quantity Of 4</b> <b>HOOK</b>	<b>E</b>  <b>Quantity Of 4</b> <b>HOOK</b>	<b>F</b>  <b>Quantity Of 4</b> <b>HOOK</b>
<b>G</b>  <b>Quantity Of 4</b> <b>HOOK</b>	<b>H</b>  <b>Quantity Of 4n</b> <b>HOOK</b>	<b>I</b>  <b>Quantity Of 4</b> <b>HOOK</b>
<b>1</b>  <b>Quantity Of 4</b> <b>SCREW</b>	<b>2</b>  <b>Quantity Of 4</b> <b>WALL ANCHORS</b>	<b>3</b>  <b>Quantity Of 2</b> <b>Wall hanger</b>

### Care and Cleaning Instructions:

Before using, wipe with a clean, dry cloth. Periodically apply furniture wax to renew the finish. Avoid rubbing or scratching the surface with rough or abrasive objects. For replacement parts or questions, please

For replacement parts or questions, please call Customer Service at 1-800-633-5096. Do not return product to store. Please call manufacturer for assistance, questions or parts.

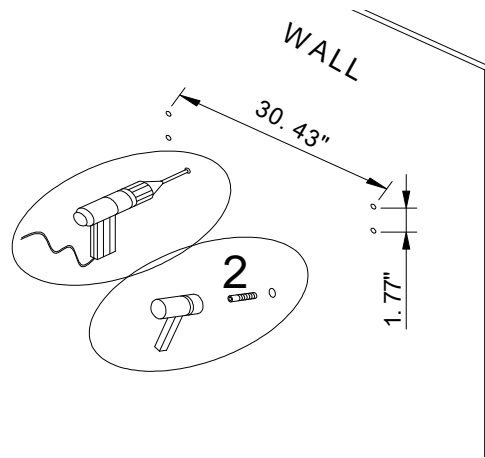
**Assembly Tool Required**  
**No.2 Phillips Screw Driver**



# HZ492600TX

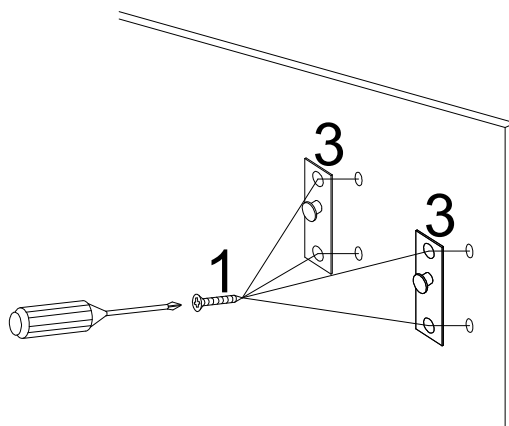
## AG-FRAMED PEG BOARD

### Assembly Instruction



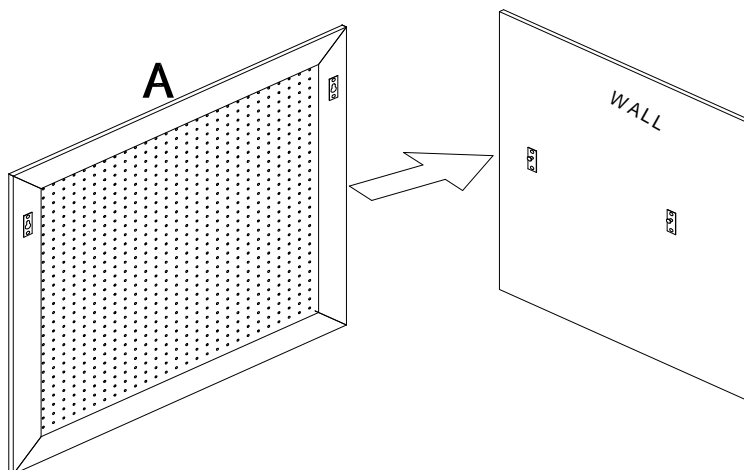
**Figure 1**

Inserting 4pcs of wall anchors (2) into wall with electric drill and hammer as shown in diagram. (Electric drill and hammer is not included.)



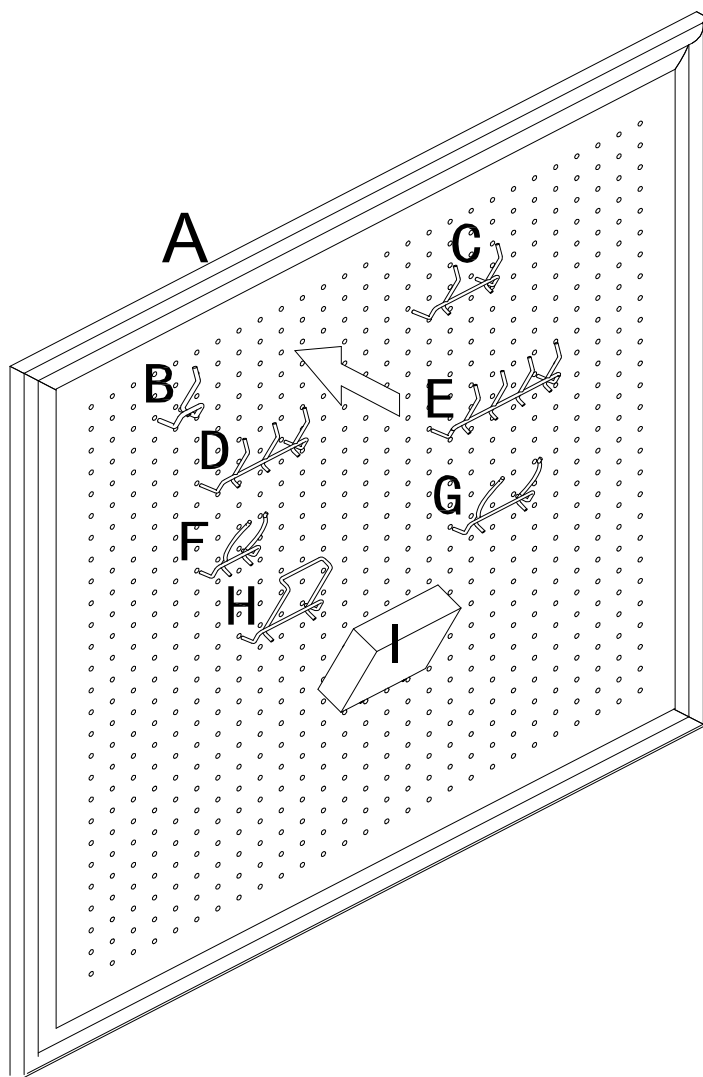
**Figure 2**

Insert screw (1) through the hole on wall hanger (3) to match anchor in the wall. Attach wall hanger (3) to wall by rotating screw (1) with Philips screwdriver (not included)

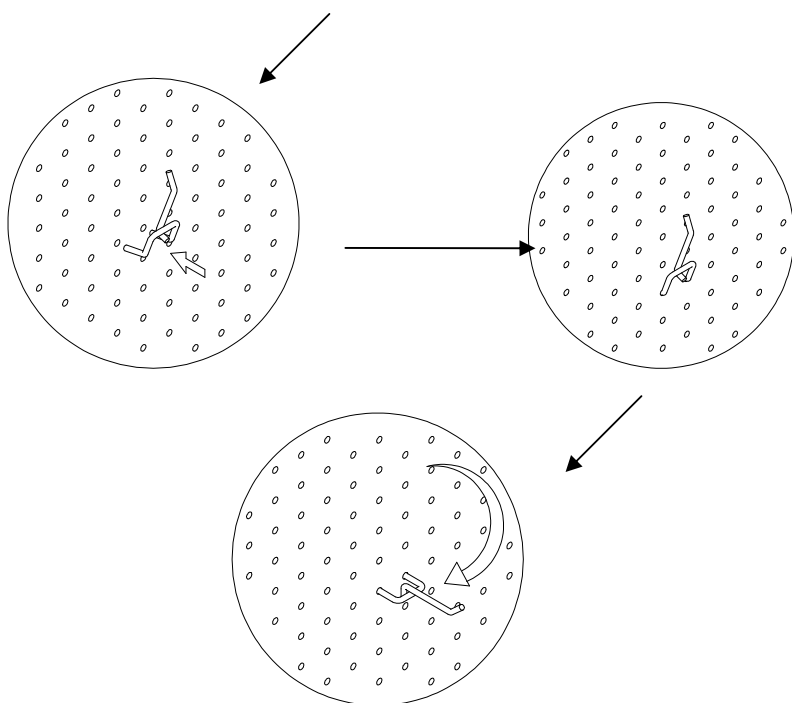


**Figure 3**

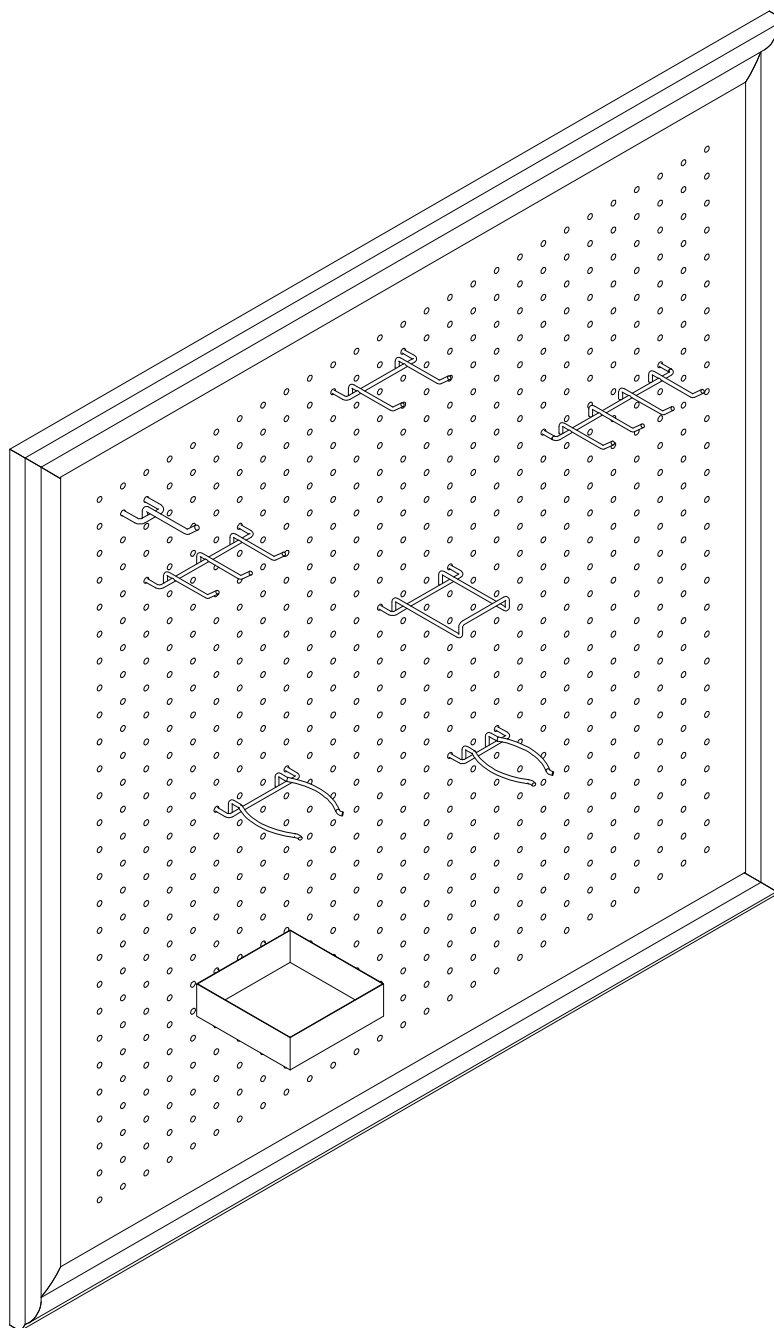
Hang PEG-BOARD (A) to wall hanger (3) as shown



Hang hooks  
(**B.C.D.E.F.G.H.I**) into  
the peg board (**A**) as  
shown in diagram. (You  
can choose the quantity of  
hook to hang according to  
your preference.)



**Figure 4**



Now you PEG-BOARD is ready  
to use

**Figure 5**

# Parts Replacement Form

## Customer Information

Name

---

Address

---

City/State/Zip Code

---

Phone Number

---

Please indicate where you purchased this item: Store/Website/Catalog

---

Please indicate color/size/style number:

---

Style No

Parts Letter

Parts Description

Quantity Needed

---

---

Please immediately examine this product carefully. Any request for missing parts or damage replacement must be received within 90 days of your receipt of the product. Replacement, if available, will be honored within this time frame. Parts will not be available for items arriving fully assembled. We do not recommend modifying product(s) and we are not responsible for any damages due to product modification(s). If damages or missing parts are not reported within 90 days of your receipt, we are under no obligation to provide parts or replacement merchandise.

Please contact Southern Enterprises at 800-633-5096 or in Dallas 972-869-0111/ 9am – 4pm Mon-Fri Central time if you have product issues or email us at [service@seidal.com](mailto:service@seidal.com). Please ask for customer service representative for issues involving damages or replacement parts. Please ask for technical assistance representative for any issues with product and assembly/construction.

Please contact the retailer that you purchased from for returns.

Customer Service

1-800-633-5096

[service@seidal.com](mailto:service@seidal.com)

Southern Enterprises, Inc.

