

# LT183200TX

## Ellerby Double Pendant Lamp - Satin Chrome Assembly Instructions

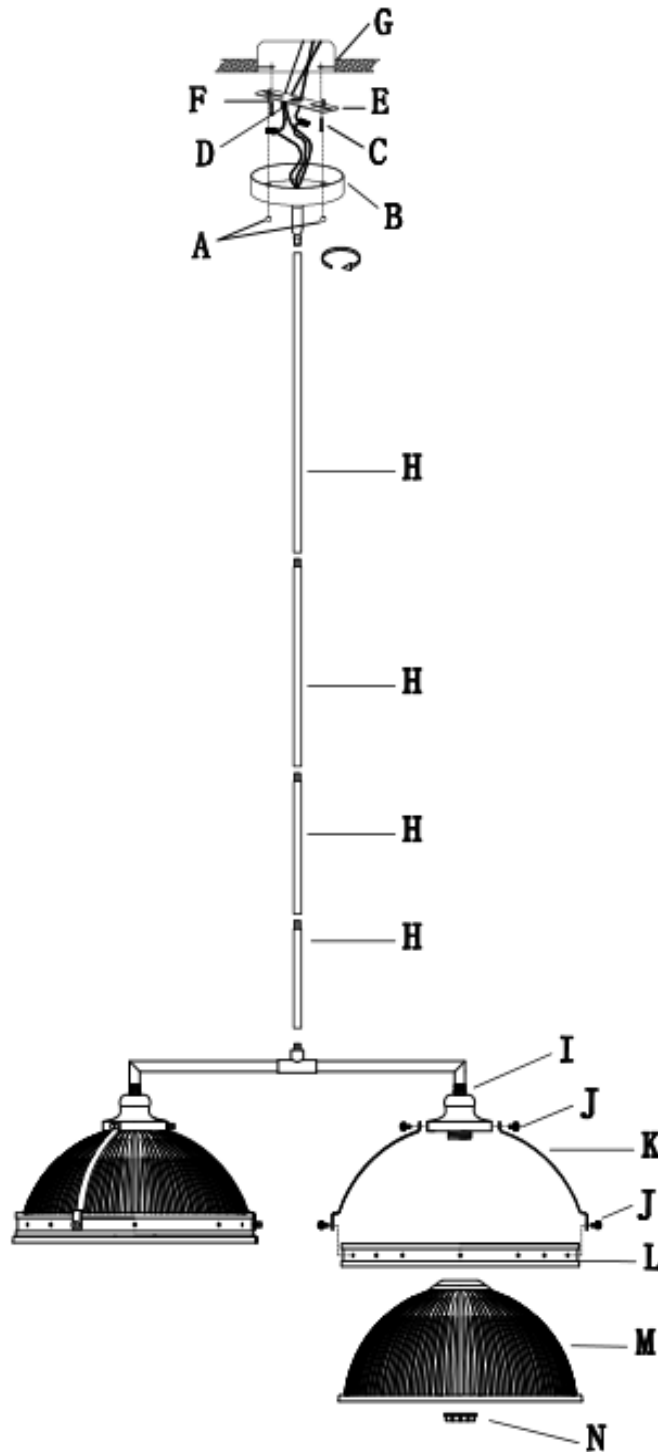


**Southern**  
ENTERPRISES

For assistance with assembly contact:  
Southern Enterprises Inc.  
Customer Service 1-800-633-5096

[service@seidal.com](mailto:service@seidal.com)







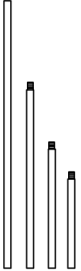
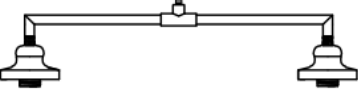





[www.seidal.com](http://www.seidal.com)



# Ellerby Double Pendant Lamp - Satin Chrome

## Parts List

Please check packaging for all parts and hardware before discarding. Unpack and lay parts on a clean, padded surface like carpet or a blanket. Check that you have all parts indicated. Call customer service if any hardware is missing. Before beginning assembly, carefully study the diagrams below and sort your hardware according to the pictures. Using the incorrect hardware will cause damage.

<p>A. Quantity of 2</p>  <p>Finial</p>	<p>B. Quantity of 1</p>  <p>Canopy</p>	<p>C. Quantity of 2</p>  <p>Screw: H25mm</p>
<p>D. Quantity of 1</p>  <p>Grounding screw:H10mm</p>	<p>E. Quantity of 1</p>  <p>Mounting strap</p>	<p>F. Quantity of 2</p>  <p>Screw :H32mm</p>
<p>H. Quantity of 4</p>  <p>Post (L18",12",8",6")</p>	<p>I. Quantity of 1</p>  <p>Holder</p>	<p>J. Quantity of 12</p>  <p>Screw:H15mm</p>
<p>K. Quantity of 6</p>  <p>Decorative strip</p>	<p>L. Quantity of 2</p>  <p>Metal ring</p>	<p>M. Quantity of 2</p>  <p>Shade</p>
<p>N. Quantity of 2</p>  <p>Retaining ring Retainer Ring pre-assembled on the lamp</p>		

# Assembly Instructions

A detailed technical drawing of a gas lamp. At the top, a burner assembly is shown with components labeled A through G. A vertical pipe, labeled H at four different points, extends downwards from the burner. The pipe is connected to a horizontal arm that supports three globe holders. The globe holders are labeled I, J, K, L, M, and N. The globe holders are designed to hold gas lamps with glass globes. The drawing shows the internal structure of the globe holders and the way they are connected to the main pipe.

# Parts Replacement Form

## Customer Information

Name \_\_\_\_\_

Address \_\_\_\_\_

City/State/Zip Code \_\_\_\_\_

Phone Number \_\_\_\_\_

Please indicate where you purchased this item: Store/Website/Catalog

\_\_\_\_\_

Please indicate color/size/style number:

\_\_\_\_\_

Style No	Parts Letter	Parts Description	Quantity Needed
----------	--------------	-------------------	-----------------

_____	_____	_____	_____
-------	-------	-------	-------

_____	_____	_____	_____
-------	-------	-------	-------

_____	_____	_____	_____
-------	-------	-------	-------

_____	_____	_____	_____
-------	-------	-------	-------

**Please immediately examine this product carefully. Any request for missing parts or damage replacement must be received within 90 days of your receipt of the product. Replacement, if available, will be honored within this time frame. Parts will not be available for items arriving fully assembled. We do not recommend modifying product(s) and we are not responsible for any damages due to product modification(s). If damages or missing parts are not reported within 90 days of your receipt, we are under no obligation to provide parts or replacement merchandise. Please contact Southern Enterprises at 800-633-5096 or in Dallas 972-869-0111/ 9am – 4pm Mon-Fri Central time if you have product issues or email us at [service@seidal.com](mailto:service@seidal.com). Please ask for customer service representative for issues involving damages or replacement parts. Please ask for technical assistance representative for any issues with product and assembly/construction.**

**Please contact the retailer that you purchased from for returns.**



**Southern**  
ENTERPRISES

**Customer Service 1-800-633-5096**

**[service@seidal.com](mailto:service@seidal.com)**

**Southern Enterprises, Inc.**

**600 Freeport Parkway, Suite 200**

**Coppell, Texas 75019**