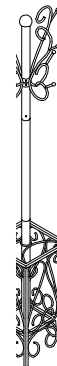


Style No. HP319200TX
HALL TREE/UMBRELLA STAND



RELAX...if you can follow a few easy , step-by step
directions in order, YOU CAN ASSEMBLE THIS ITEM.

PARTS LIST

1	2	3	4	5	6
FRAME BASE 1PC	BOTTOM TUBE 1PC	MIDDLE TUBE 1 PC	TOP TUBE 1 PC	TOP HANGER 1 PC	BOTTOM HANGER 1 PC

HARDWARE LIST

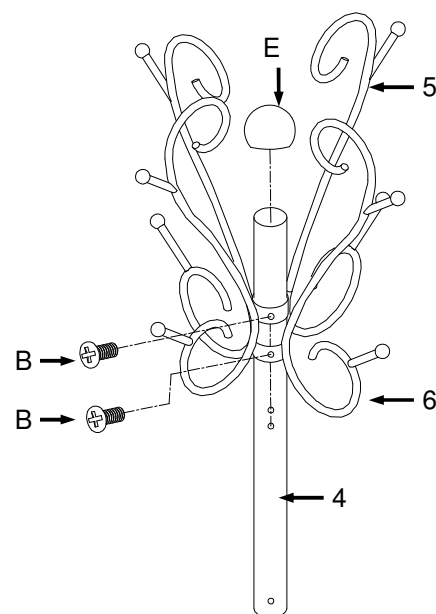
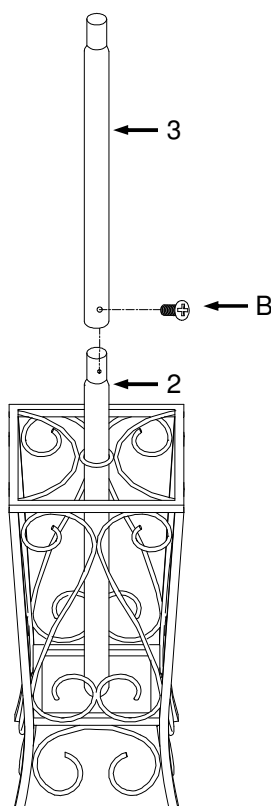
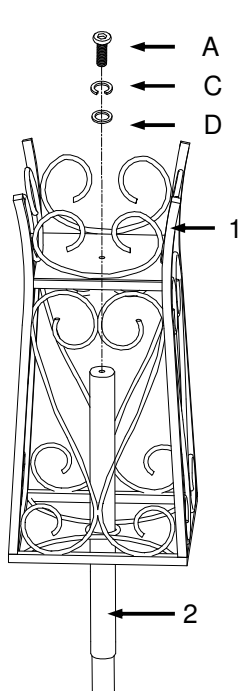
A	B	C	D	E	F
SCREW 1/4"x1" 1 PC	SCREW 3/16"x10mm 4 PCS	WASHER 1/4"x1.5mm 1 PC	1/4"x1.0mm 1 PC	Finial 1 PC	Wrench 1 PC

*** DO not tighten screws & bolts until the entire unit is completely assembled**

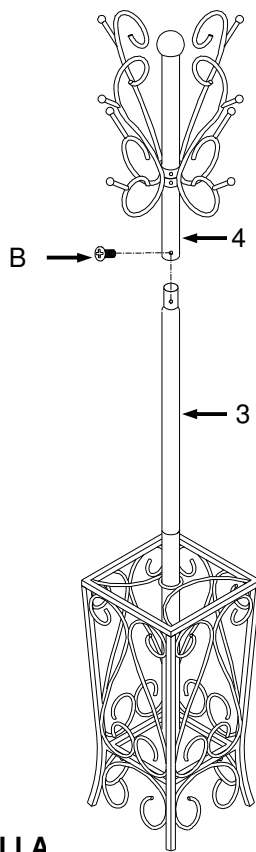
1/ Attach (2) bottom tube to (1) frame base by using screw (A), washer (C) & (D) as shown.

2/ Turn the unit upside down and attach (3) middle tube to (2) bottom tube by using screw (B) as shown.

3/ Put (6) bottom hanger & (5) top hanger through (4) top tube, then attach both hangers to (4) top tube by using screw (B) as shown. Finally put (E) finial onto the top as shown.



4/ Attach top unit to base unit
by using screw (B) as shown.



**YOUR NEW HALL TREE/UMBRELLA
IS FINISHED AND READY TO USE.**

THIS PRODUCT IS NOT INTENDED FOR COMMERCIAL USE



SOUTHERN ENTERPRISES, INC
P.O. Box 59996 Dallas, Texas 75229

Please count, identify and compare parts and hardware list to be sure all parts are present. It may help to divide parts and label them to correspond with part list. Extra hardware may be included. If any items are missing, please contact our parts/service department at (800) 633-5096 or in Dallas (972) 869-0111/ 9am - 4pm Mon-Fri Central time. Missing or damaged hardware and / or parts will be replaced free of charge. WE DO NOT SELL PARTS. WE DO NOT RECOMMEND MODIFYING PRODUCT(S) AND WE ARE NOT RESPONSIBLE FOR ANY DAMAGES DUE TO PRODUCT MODIFICATION(S). If this product has not been purchased from our retail affiliates (within 9 months), we are under no obligation to provide parts or replacement merchandise. Parts will not be available for items arrived fully assemble.

“We will ship parts if available” “This is not a warranty”

PARTS REPLACEMENT FORM

STYLE NO:HP319200TX

Customer Name

PARTS
LETTER

PARTS
DESCRIPTION

QUANTITY
NEEDED

Stree,City,State,Zip

Phone#



SOUTHERN ENTERPRISES INC..
P.O. Box 59996 Dallas, Texas 75229

Please indicate where you purchased this item.
Store/website/catalog

/ /
Please indicate color/ size/ style number.

/ /