


WS706900TX

WINE STORAGE WALL SCULPTURE
Assembly Instructions



For assistance with assembly contact:
Southern Enterprises Inc.
Customer Service 1-800-633-5096
service@seidal.com
www.seidal.com



WINE STORAGE WALL SCULPTURE

Parts List

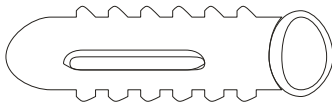
Please review all parts and hardware before disposing of any packaging.

Call Customer Service if missing hardware. Do not return to store/retailer.

Using a screw that is too long will cause damage. Before beginning assembly, separate each type of screw. Carefully study the screw diagrams below.

A

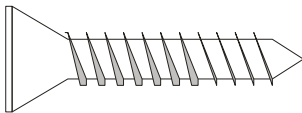
2pcs



Plastic Anchor


B

2PCS



Screw

C



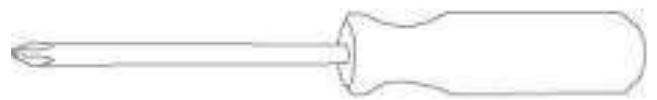
Frame

Care and Cleaning Instructions:

Before using , wipe with a clean , dry cloth.Periodically apply furniture wax to renew.Avoid rubbing or scratching the surface with rough or abrasive objects.

For replacement parts or questions, please call Customer Service at 1-800-633-5096. Do not return product to store. Please call manufacturer for assistance, questions or parts.

Assembly Tool Required
No.2 Phillips Screwdriver
Not Included


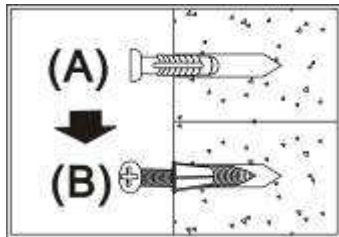


Tool List: 1/4" drill bit, drill, tape measure and pencil.

WINE STORAGE WALL SCULPTURE

Assembly Instructions

NOTE: NO DRILLED HOLE OR PLASTIC ANCHOR REQUIRED WHEN MOUNTING TO WOOD WALL. USE SCREW ONLY. WE DO NOT SUPPLY HARDWARE FOR MOUNTING ON CONCRETE WALLS.



Step 1: Drill two 1/4" holes on wall with measurements as shown below .

Insert plastic anchors (A) into the holes of wall as shown.

(When doing this, you will need a hammer help you).

Using the phillips head screwdriver, install screw (B) into each of the anchors (A). Turn the screw (B) in until there is a gap of 3mm between the head of the screw and the wall as shown.

Install the unit onto the screw (B) and secure the bracket is resting securely on the mounting screw (B).



Customer Service 1-800-633-5096
service@seidal.com
Southern Enterprises, Inc.
600 Freeport Parkway, Suite 200
Coppell, Texas, 75019

Parts Replacement Form

Customer Information

Name _____

Address _____

City/State/Zip Code _____

Phone Number _____

Please indicate where you purchased this item: Store/ Website/
Catalog

Please indicate color/size/style number:

| Style No | Parts Letter | Parts Description | Quantity Needed |
|----------|--------------|-------------------|-----------------|
|----------|--------------|-------------------|-----------------|

Missing or damaged hardware and/ or parts will be replaced free of charge. We do not sell parts. Southern Enterprises Inc. will provide replacement parts for only those items purchased within the last 9 months. If this product has not been purchased from our retail affiliates (within 9 months), we are under no obligation to provide parts or replacements merchandise. Parts will not be available for items arriving fully assembled. Parts will be sent if available from SEI