



Accord®

**60" x 30" Tile AFD Bath/Shower with Backer Boards
71140118**



Features

- Modular design allows it to be moved around corners and through doorways with ease.
- Durable high gloss finish.
- Above-floor-drain (AFD) rough-in.
- Realistic tile wall surround features molded in shelves for generous storage.
- Wall surround includes backer boards for future grab bar installation.
- 17-1/4" (438 mm) bath depth (floor to top of threshold).
- 60" (1524 mm) x 30" (762 mm) x 74-1/4" (1886 mm) complete unit finished dimensions.

Material

- Compression molded from our exclusive Vikrell® material.

Installation

- Four-piece modular design with pivot "snap together" installation.
- Caulk-less seam installation.

Recommended Accessories

- 71147103 ADA Adaptable Grab Bar Kit
- 71147104 30" Bath Seat Kit

Components

Product includes:

- 71144106 60"x 30" Tile Wall Set with Backer Board
- 71141118 60" x 30" AFD Bath with Backer Board



Codes/Standards



- CSA B45.5/IAPMO Z124
- ASTM E162
- ASTM E662
- Greenguard UL 2818 - Gold
- HUD, UM Bulletin 73

STERLING® Warranty - Fixtures Made of Solid Vikrell Material

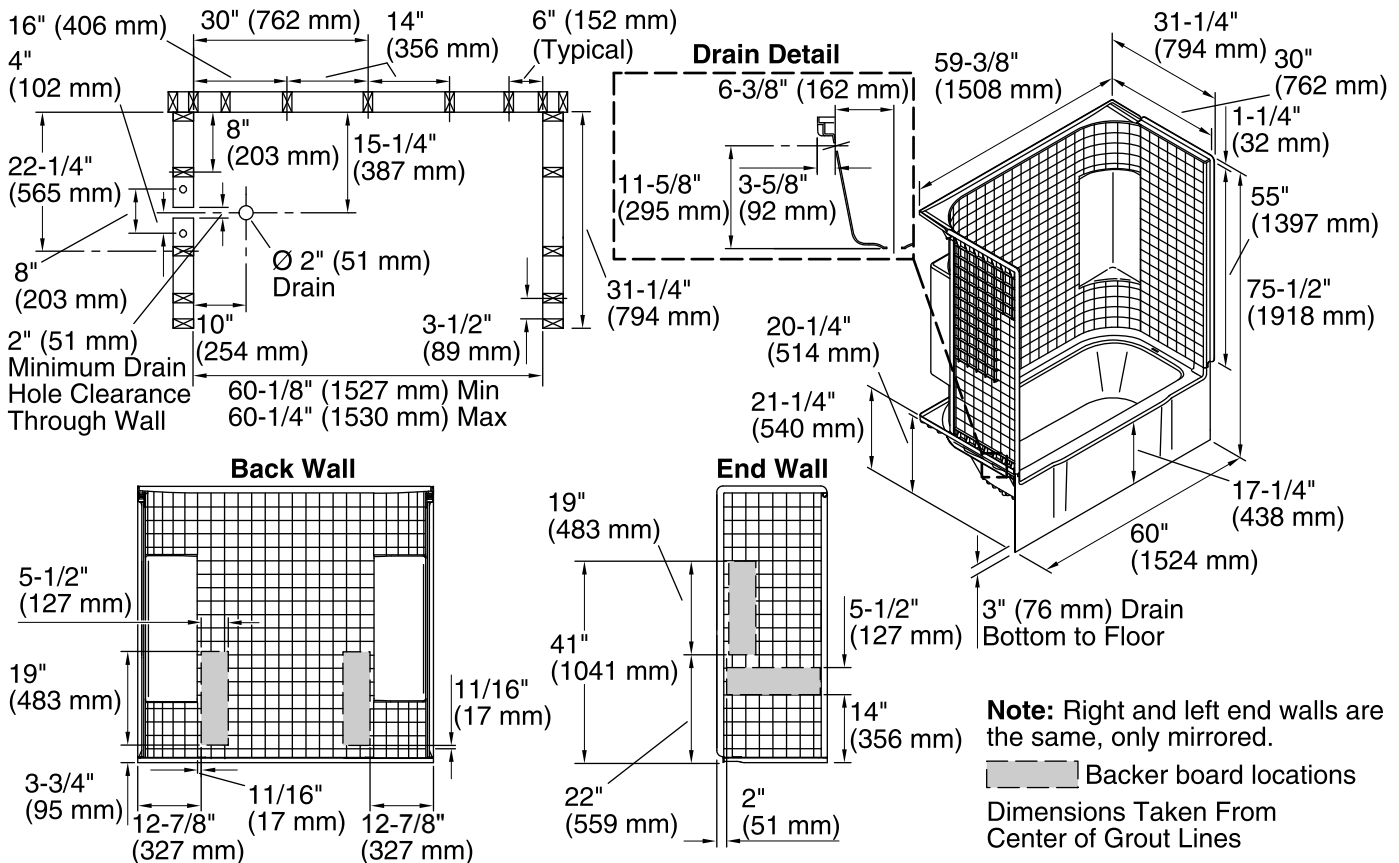
See website for detailed warranty information.

Available Color/Finishes

Color tiles intended for reference only.

Color	Code	Description
	0	White
	96	KOHLER Biscuit

60" x 30" Tile AFD Bath/Shower with Backer Boards 71140118



Technical Information

All product dimensions are nominal.

Installation: 3-Wall Alcove

Drain location: Left

Basin area, bottom: 46-1/4" x 20-1/2" (1175 mm x 521 mm)

Basin area, top: 52-1/4" x 22-1/2" (1327 mm x 572 mm)

Water depth: 11" (279 mm)

Water capacity: 34 gal (128.7 L)

Minimum flat for door: 2-3/4" (70 mm)

Door height required: 56-1/2" (1435 mm)

Door width required: 56-3/4" (1441 mm)

Notes

Install this product according to the installation instructions.

Product is designed to be used with a single-hole mixer valve with an escutcheon cover not to exceed 7-3/4" (197 mm) in width.

Studs should be positioned roughly as shown.

Bath cannot be installed without the wall surround.

Attach grab bars at the specified backer board locations only.

Width shifts from 60" (1524 mm) at front to 59-3/8" (1508 mm) at back. Use 1/4" (6 mm) furring strips at back for drywall over nailing-in flange installation.

ADA adaptable when grab bars and seat are installed per the specific requirements of these regulations.

For future ADA compliance, select a mixing valve location that will not interfere with a control wall grab bar.