



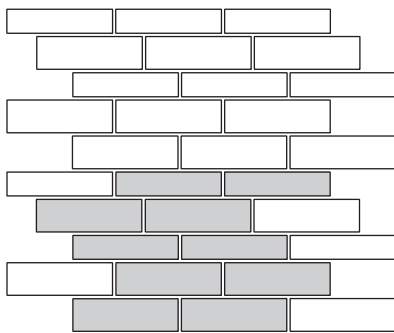
# Sunwood

Floor Tile Patterns


**Interceramic®**  
 CRAFTED FOR LIFE  
 interceramic.com

**SIZES**


16" x 24", 7-1/2" x 24" and 5" x 24"



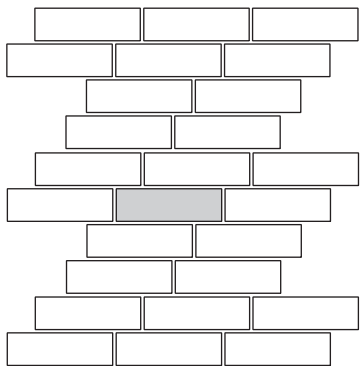
7-1/2" x 24" = 69%  
 5" x 24" = 31%



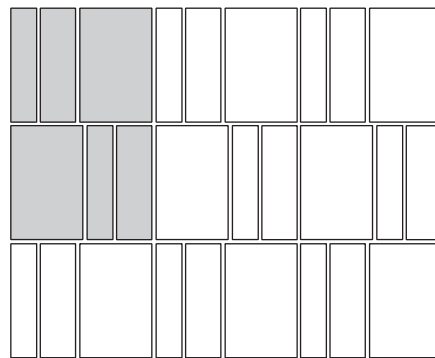
Any Size = 100%



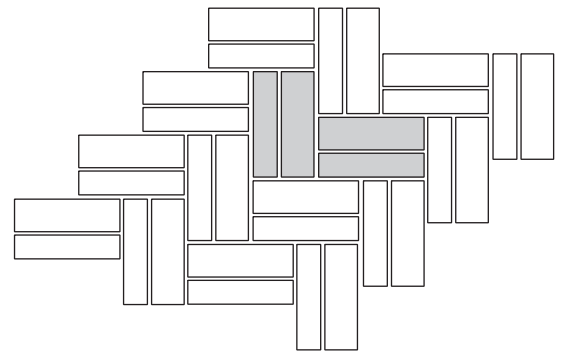
16" x 24" = 76%  
 5" x 24" = 24%



Any Size = 100%



16" x 24" = 56%  
 7-1/2" x 24" = 26%  
 5" x 24" = 18%



7-1/2" x 24" = 60%  
 5" x 24" = 40%

**Grout Joint Recommendations:**

HD Ceramic Floor Tile up to 24" x 24" non-rectified - 3/16" (5mm)

**Running Bond/Brick Joint Offset and Patterns (ANSI A108.1)**

For running bond/brick joint patterns utilizing rectangular tiles (rectified or cut) where the side being offset is greater than 18" (nominal dimension), the running bond offset will be maximum of 33% and grout joint width at least 1/8"



# Plank Tile Patterns

Grout Joint Recommendations

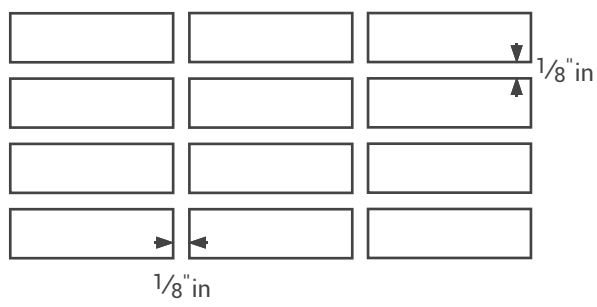
**Interceramic®**  
 CRAFTED FOR LIFE  
 interceramic.com

## Grout Joint Recommendations

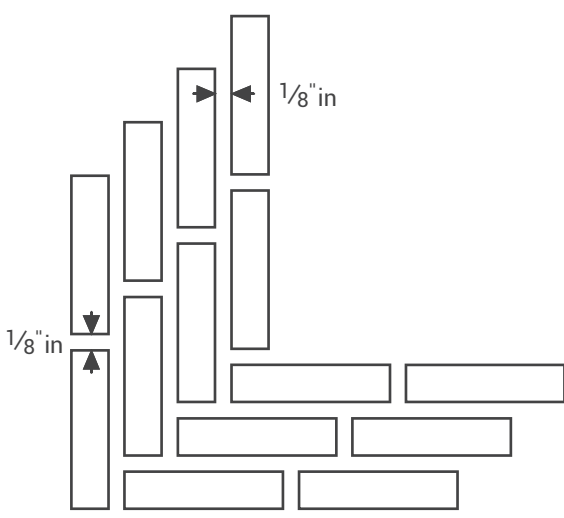
### Running Bond/Brick Joint Offset and Patterns (ANSI A108.1)

For running bond/brick joint patterns utilizing rectangular tiles (rectified or cut) where the side being offset is greater than 18" (nominal dimension), the running bond offset will be maximum of 33% and grout joint width at least 1/8"

#### Bond Pattern



#### Herringbone Pattern



#### Brick Pattern

