



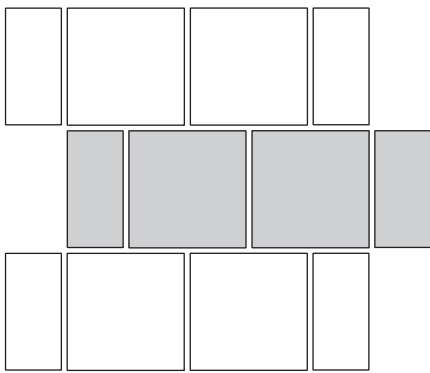
La Travonya

Floor Tile Patterns

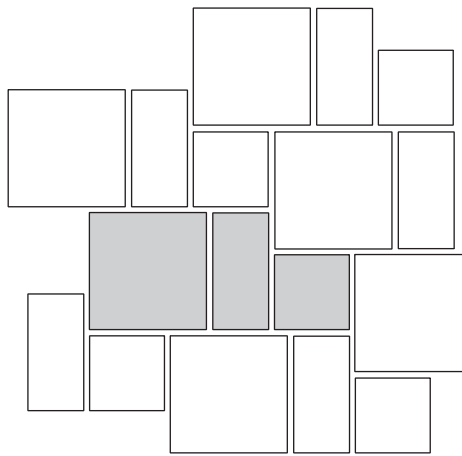
Interceramic®
CRAFTED FOR LIFE
interceramic.com

SIZES

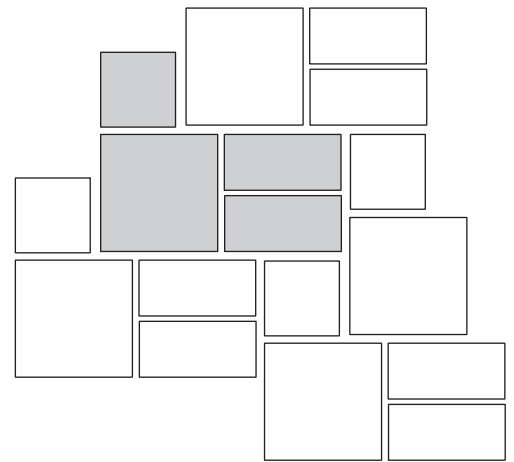
20" x 20", 10" x 20" and 13" x 13"



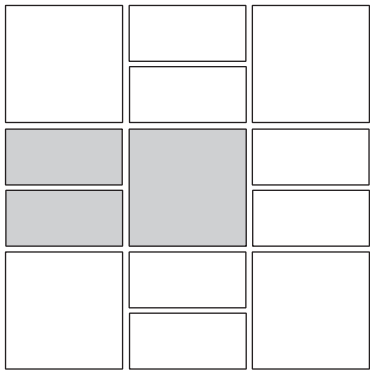
20" x 20" = 67%
10" x 20" = 33%



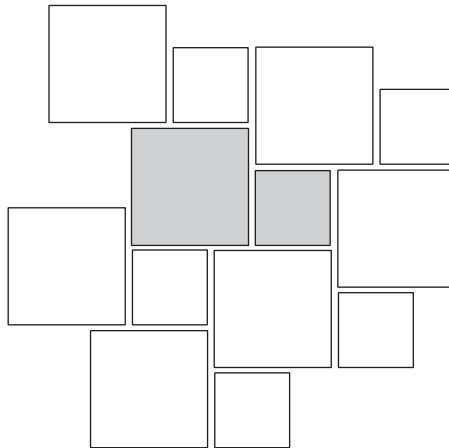
20" x 20" = 52%
10" x 20" = 26%
13" x 13" = 22%



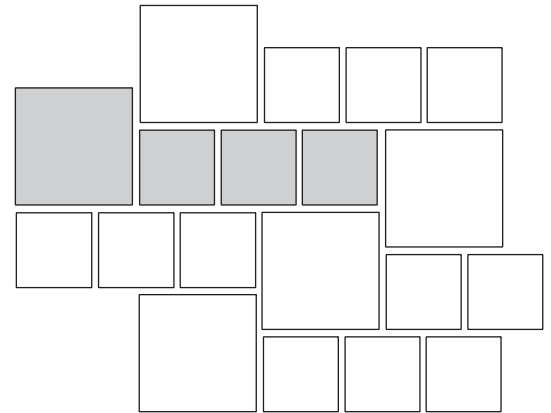
20" x 20" = 41%
10" x 20" = 41%
13" x 13" = 18%



20" x 20" = 50%
10" x 20" = 50%



20" x 20" = 70%
13" x 13" = 30%



20" x 20" = 44%
13" x 13" = 56%

Grout Joint Recommendations:

Glazed Porcelain Floor Tile up to 24" x 24" non-rectified - 3/16" (5mm)

Running Bond/Brick Joint Offset and Patterns (ANSI A108.1)

For running bond/brick joint patterns utilizing rectangular tiles (rectified or cut) where the side being offset is greater than 18" (nominal dimension), the running bond offset will be maximum of 33% and grout joint width at least 1/8"



Plank Tile Patterns

Grout Joint Recommendations

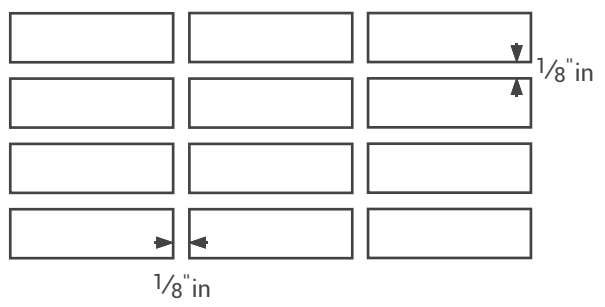
Interceramic®
 CRAFTED FOR LIFE
 interceramic.com

Grout Joint Recommendations

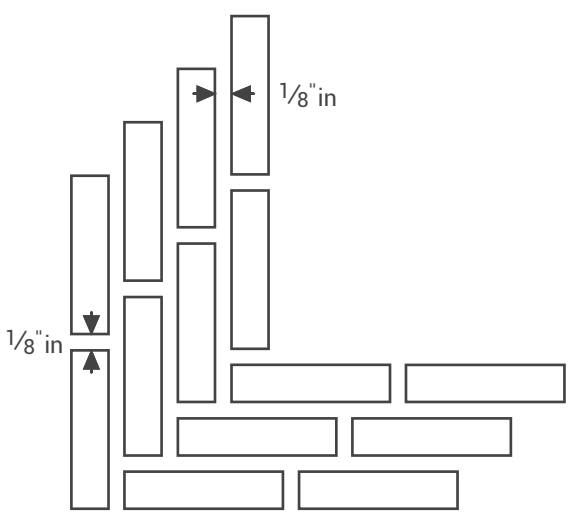
Running Bond/Brick Joint Offset and Patterns (ANSI A108.1)

For running bond/brick joint patterns utilizing rectangular tiles (rectified or cut) where the side being offset is greater than 18" (nominal dimension), the running bond offset will be maximum of 33% and grout joint width at least 1/8"

Bond Pattern



Herringbone Pattern



Brick Pattern

