



Tri Legno

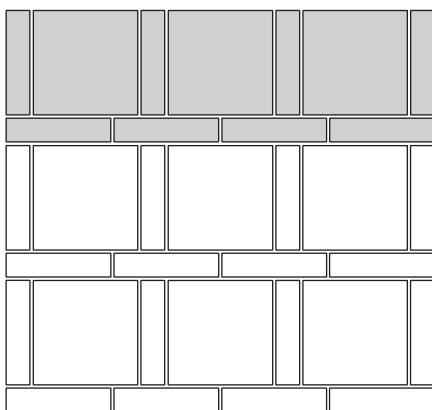
Floor Tile Patterns




Interceramic®
CRAFTED FOR LIFE
interceramic.com

SIZES


6" x 24"



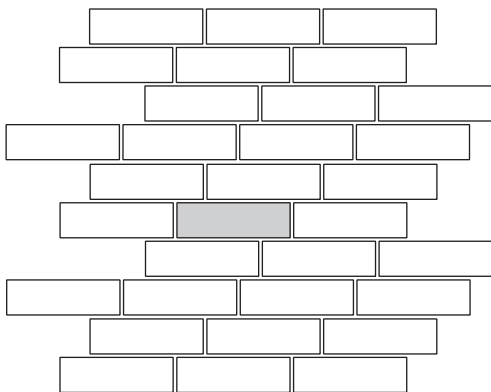
24" x 24" = 60%
6" x 24" = 40%



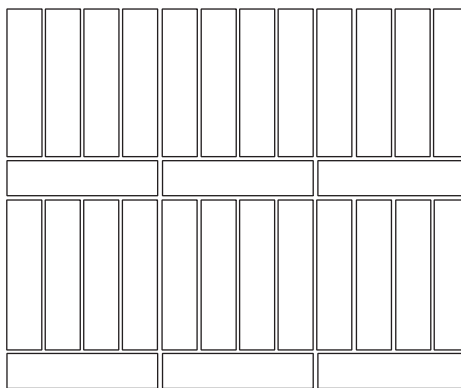
6" x 24" = 100%



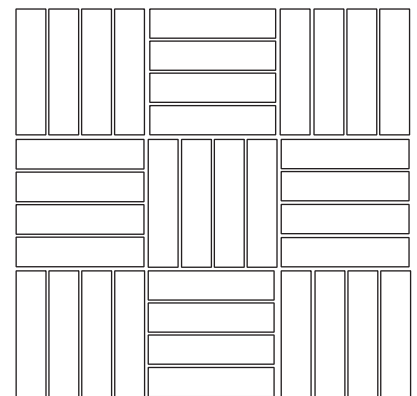
6" x 24" = 100%



6" x 24" = 100%



6" x 24" = 100%



6" x 24" = 100%

Grout Joint Recommendations:

Glazed Porcelain Floor Tile up to 24" x 24" non-rectified - 3/16" (5mm)

Running Bond/Brick Joint Offset and Patterns (ANSI A108.1)

For running bond/brick joint patterns utilizing rectangular tiles (rectified or cut) where the side being offset is greater than 18" (nominal dimension), the running bond offset will be maximum of 33% and grout joint width at least 1/8"

Plank Tile Patterns

Grout Joint Recommendations

Interceramic®

CRAFTED FOR LIFE

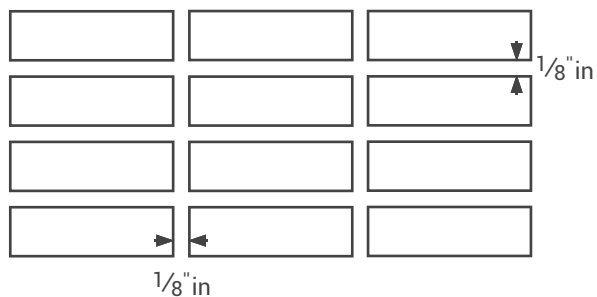
interceramic.com

Grout Joint Recommendations

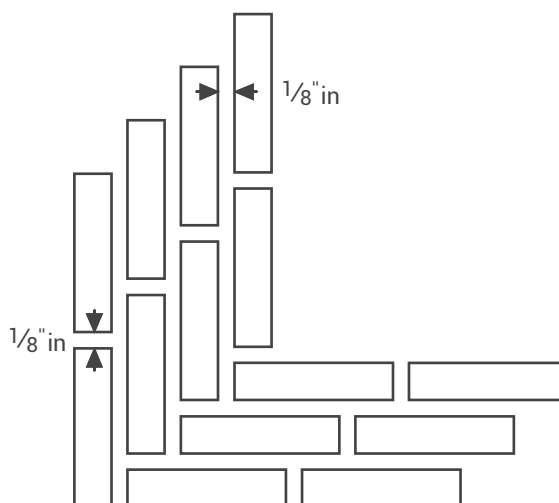
Running Bond/Brick Joint Offset and Patterns (ANSI A108.1)

For running bond/brick joint patterns utilizing rectangular tiles (rectified or cut) where the side being offset is greater than 18" (nominal dimension), the running bond offset will be maximum of 33% and grout joint width at least 1/8"

Bond Pattern



Herringbone Pattern



Brick Pattern

