



allen + roth® is a registered trademark  
of LF, LLC. All Rights Reserved.

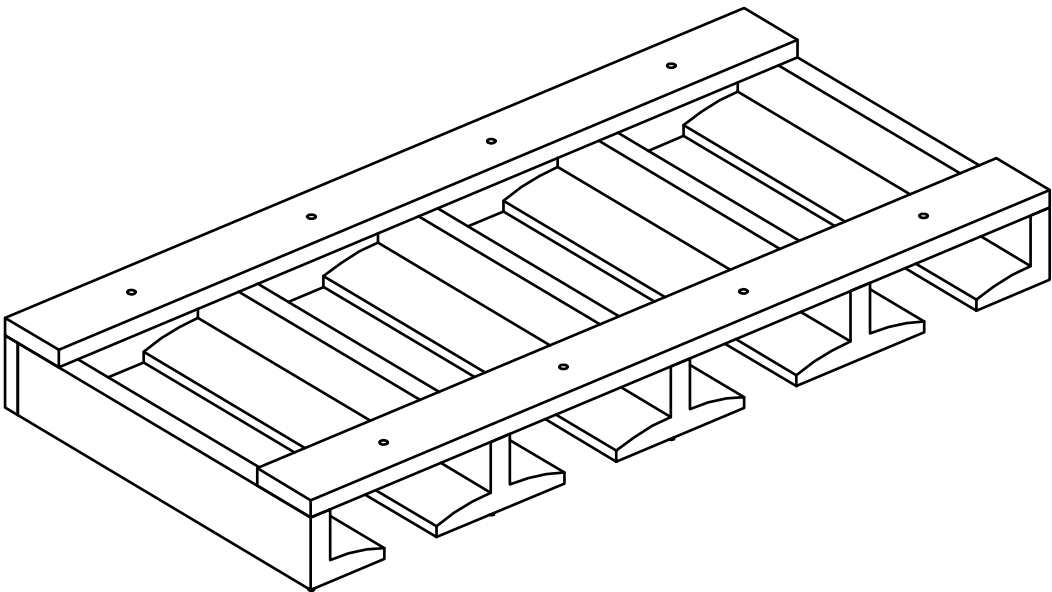
ITEM #0177750

# WINE GLASS RACK

MODEL #EFC11-WS01

**French p. 6**

**Español p.11**



**ATTACH YOUR RECEIPT HERE**

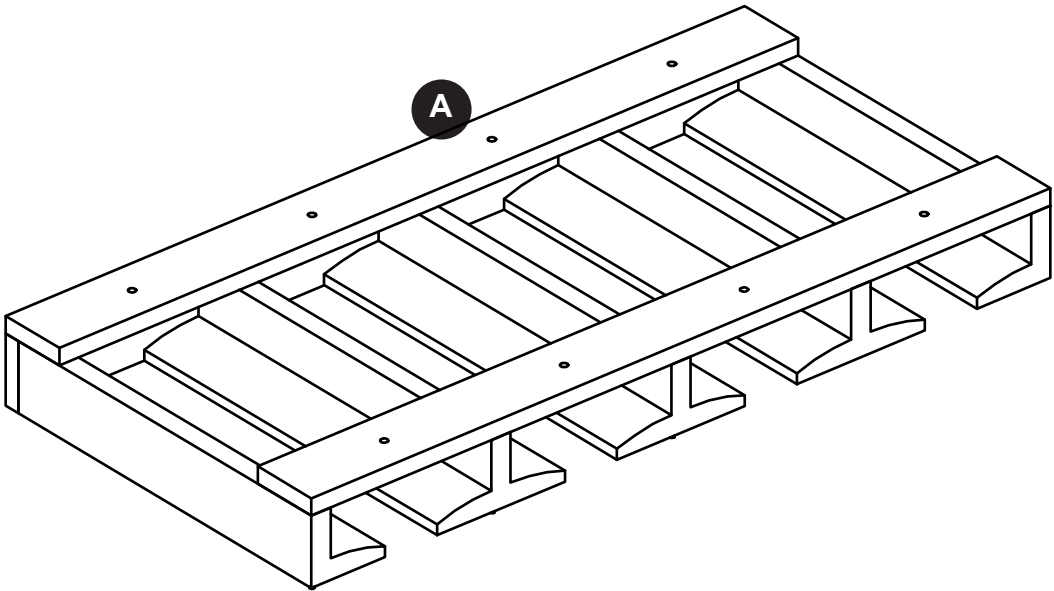
**Serial Number** \_\_\_\_\_ **Purchase Date** \_\_\_\_\_



**Questions, problems, missing parts?** Before returning to your retailer, call our customer service department at 1-866-439-9800, 8 a.m. - 8 p.m., EST, Monday - Friday.

PACKAGE CONTENTS

---



PART	DESCRIPTION	QUANTITY
A	Hanger	1

## HARDWARE CONTENTS (shown actual size)

---



Wood  
Screw

Qty. 8



## SAFETY INFORMATION

---

Please read and understand this entire manual before attempting to assemble, operate or install the product.

- Assemble the parts on a soft, non-abrasive surface, such as carpeting, to avoid scratching the finish.

## PREPARATION

---

Before beginning assembly of product, make sure all parts are present. Compare parts with package contents list and hardware contents. If any part is missing or damaged, do not attempt to assemble the product.

**Estimated Installation Time: 10 minutes**

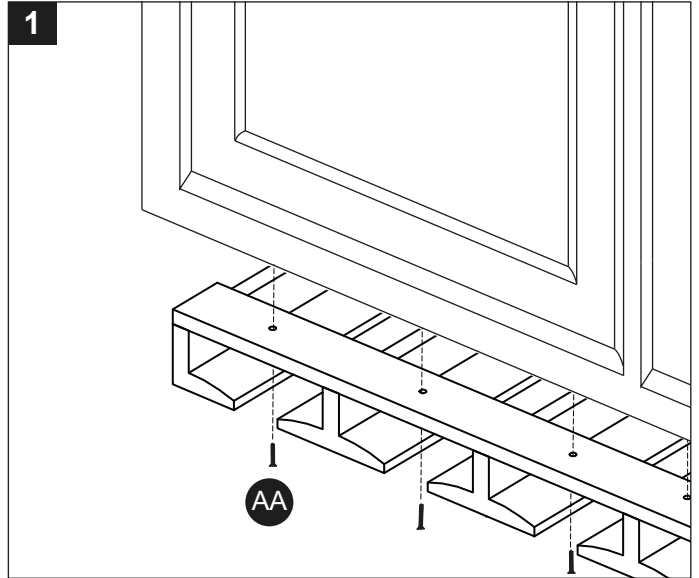
Tools Required for Assembly (not included): Phillips Screwdriver

## ASSEMBLY INSTRUCTIONS

1. Designed to hang underneath of any shelf or simply attaching using eight wood screws (AA).


### Hardware Used

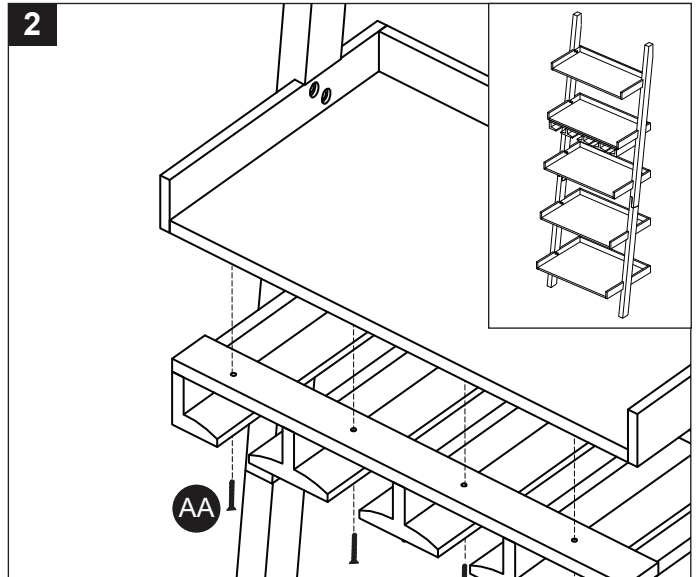
**AA** Wood Screw  x 8



2. If desired, you may secure the hanger (A) to the Ladder Shelf (Item #0358295, sold separately) with the eight wood screws (AA).

### Hardware Used

**AA** Wood Screw  x 8



## CARE AND MAINTENANCE

---

- Periodically check to make certain all components are properly positioned, free from damage and firmly connected.
- Wipe clean using a damp cloth and a mild cleaner. Wipe dry with a clean cloth.

## REPLACEMENT PARTS LIST

---

For replacement parts, call our customer service department at 1-866-439-9800, 8 a.m. - 8 p.m., EST, Monday - Friday.

PART	DESCRIPTION	PART #
AA	Wood Screw	8

