



Smart Automatic Pet Feeder with Wi-Fi®

USER GUIDE

APAFWIFI

Smart Automatic Pet Feeder with Wi-Fi[®]

USER GUIDE

APAFWIFI

Thank you for purchasing the Arf Pets[®] Smart Automatic Pet Feeder with Wi-Fi[®]. This User Guide is intended to provide you with guidelines to ensure that operation of this product is safe and does not pose risk to the user. Any use that does not conform to the guidelines described in this User Guide may void the limited warranty.

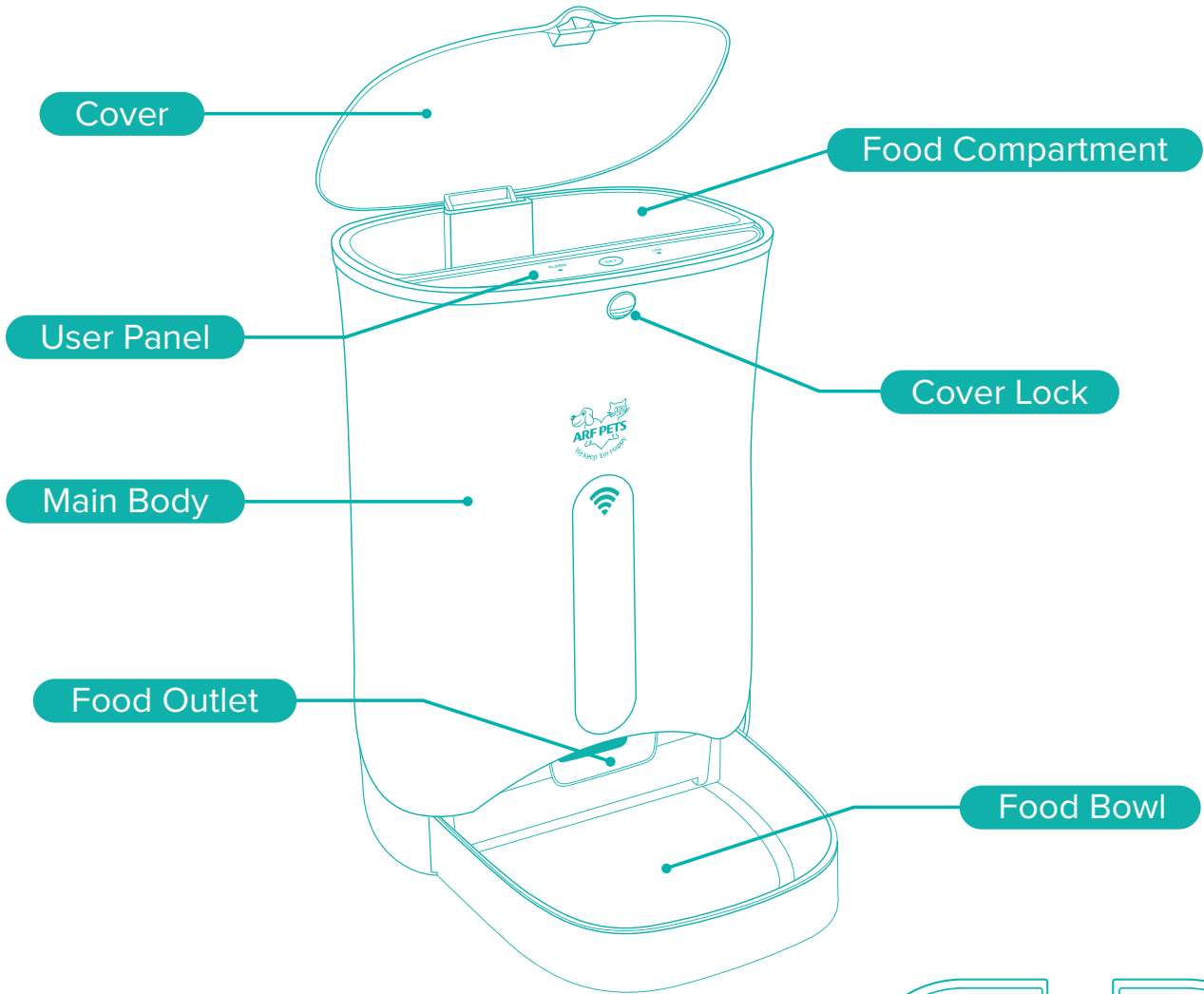
Please read all directions before using the product and retain this guide for reference. This product is intended for household use only. It is not intended for commercial use.

This product is covered by a limited one-year warranty. Coverage is subject to limits and exclusions. See warranty for details.

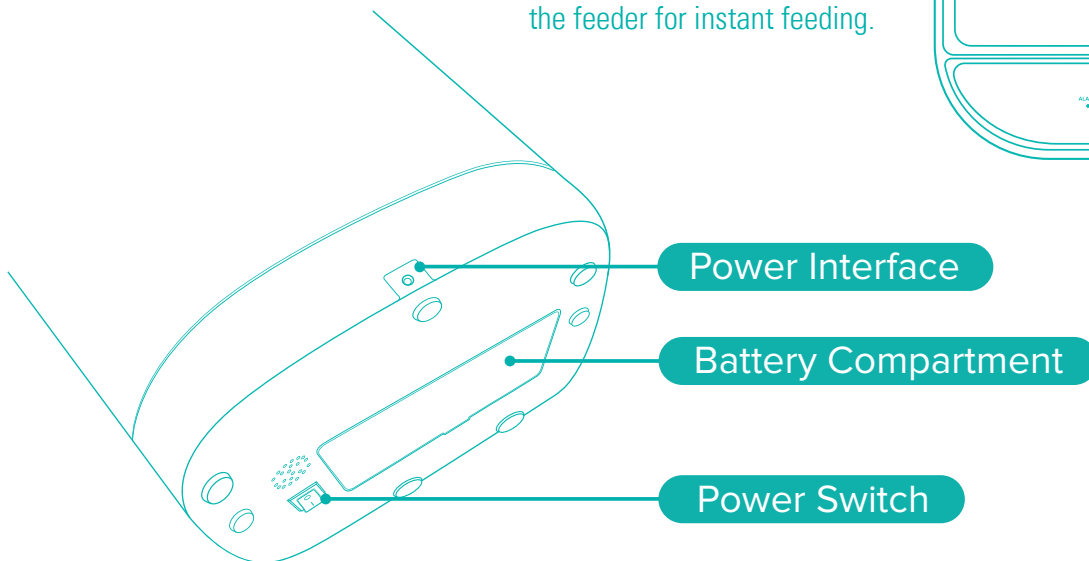
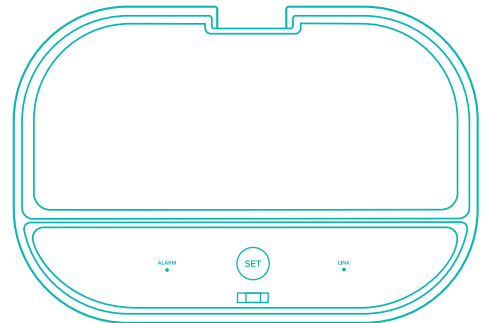
Package Contents

- Main body
- Food bowl
- DC adapter
- User guide
- Portion chart

Product Overview



NOTE: Press the SET button on the feeder for instant feeding.



Using Your New Smart Automatic Feeder with Wi-Fi®

The Wi-Fi® feature of your new feeder works best when located 3 to 10 feet (1 to 3 meters) from a router, with no walls or other obstructions between the feeder and the router.



Download the Arf Pets® App

Scan the QR Code to the left with your smartphone to download through your App Store® or Google Play™.

NOTE: Authorize the app to access network and location services.

Create New Account

Click “Register” and follow the prompts to register your account.

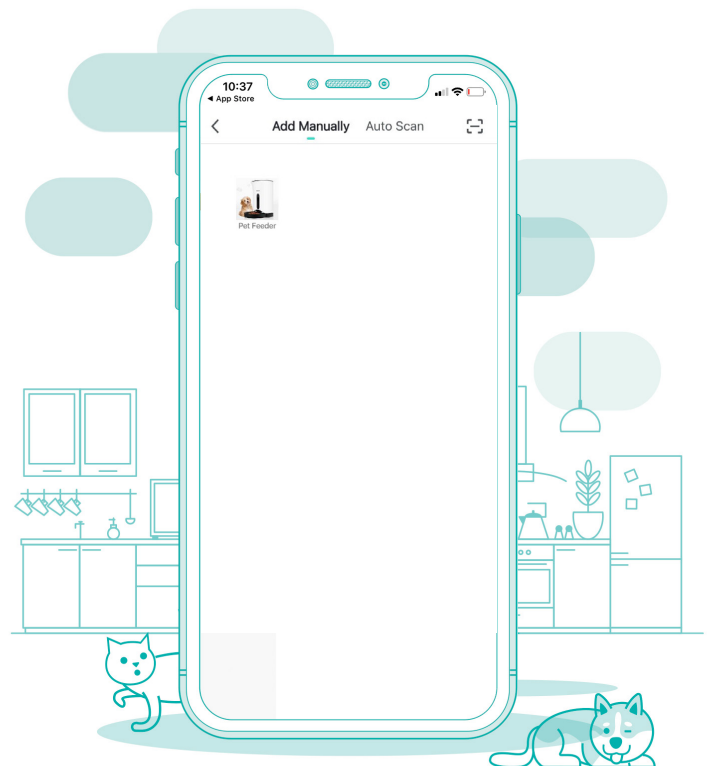
Add Device

On Your Smartphone (EZ Mode):

Connect the DC adapter and turn on the device.

1. From the app homepage, click “Add Device.”
2. Select “Pet Feeder.”
3. Select your Wi-Fi® network and enter your router password.

NOTE: If the Link Indicator does not blink, press and hold the SET Button for five (5) seconds to reset the Pet Feeder.

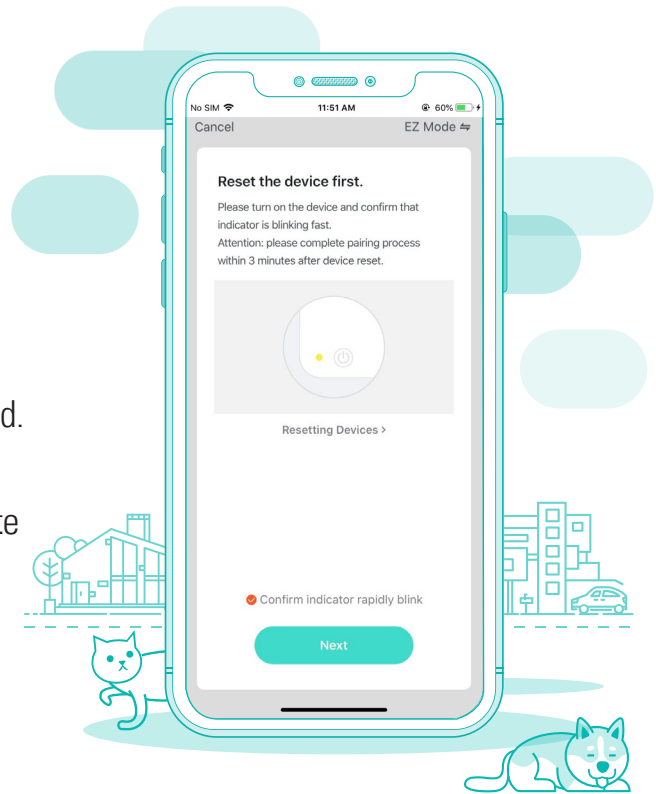


Add Device

Add Feeder using AP mode:


1. Connect the DC adapter and turn on the device.
2. From the app homepage, click "Add Device."
3. Select "Pet Feeder."
4. Select "AP Mode."
5. Hold down the SET button on the pet feeder until the light starts to blink slowly.
6. Select your Wi-Fi® network and enter the password.
7. Connect your phone to a network called "SL-Arfpets-xxxx" and give your phone time to complete connection.

NOTE: The pet feeder may have trouble connecting to your phone if the internet connection is bad or if there are several devices in the area. AP mode is useful to connect your phone to your pet feeder instead.




About Your Pet Feeder

1. Your Pet Feeder can only operate at 2.4 GHz. You may need to return to the Router Settings page in the app and select the 2.4 GHz Wi-Fi® network.
2. When connecting your device, if the Link Indicator is blinking slowly, then you are connecting using AP mode.



Using AP Mode (Slow Blinking Light)

3. When connecting your device, if the Link Indicator is blinking rapidly, then you are connecting using EZ mode.



Using EZ Mode (Rapid Blinking Light)

4. When the Link Indicator is solid, your device is now connected.



Device is now Connected (Solid Light)

NOTE: Keep in mind that the Link Indicator will blink slowly or rapidly in some events before the connection process. This section tells you what the Link Indicator will do during and after following the steps in the "Add Device" section.

Pet Feeder App Homepage Menu

Here are the functions featured in the app to operate your pet feeder.

1. Feeding Schedule - Set and change feeding times for when feeder will dispense food.

NOTE: Please refer to the [Portion Chart](#) to choose your desired number of portions.

2. Feeding Records - Logs feeding times that have occurred so you know your feeder is working.
3. Manual Feeding - Dispenses food manually and allows you to select how many portions.
4. Device Information - Shows updates and allows you to delete device or change device's name.



How to Assemble, Disassemble, & Clean Your Pet Feeder

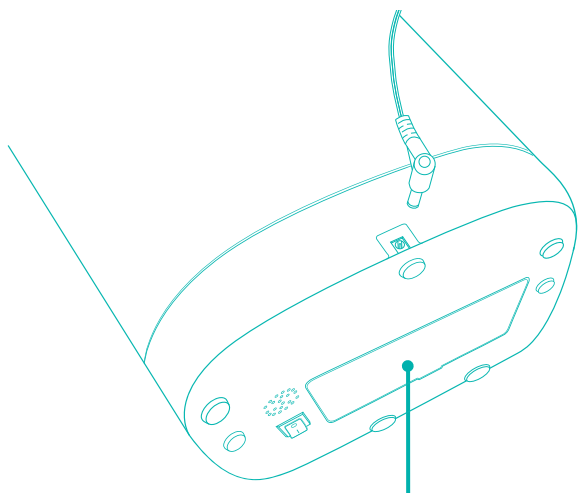
Always have the pet feeder plugged in. Battery mode should be used as a secondary, backup power supply like in the event of a power outage.

Adapter/Battery Installation

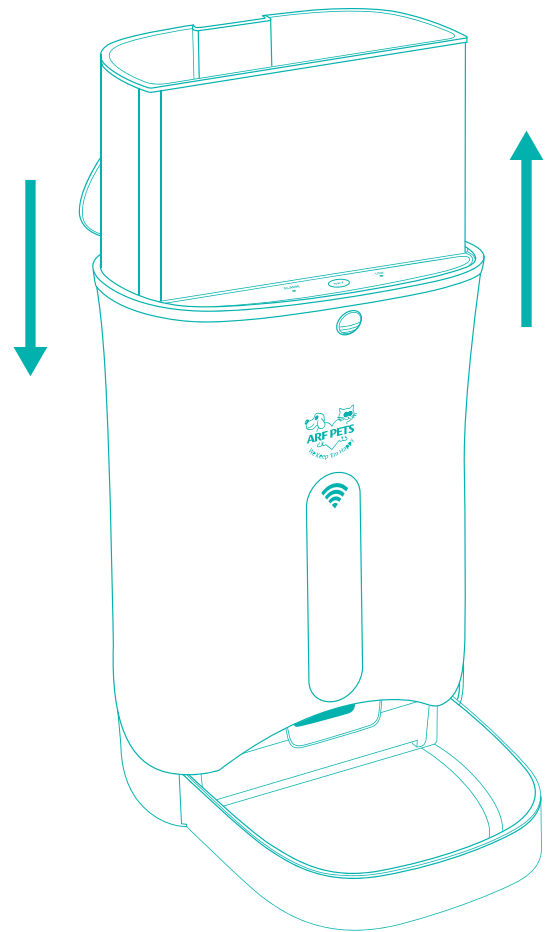
1. Open the battery compartment at the bottom of the feeder.
2. Install three (3) alkaline D batteries. Make sure battery wrappings are not torn and that you match the positive and negative polarities with the markings in the compartment.

NOTE: Install batteries before connecting the adapter. Batteries should be installed for a backup option in case of power outage or adapter is plugged out.

3. Plug the DC adapter into the adapter port at the rear of the main body.
4. Connect other end to a power outlet.
5. Make sure device is turned on.



Battery Compartment



NOTE: Users can use the app when the feeder is plugged into a power outlet, but the feeder can't be operated from the app in battery mode. The feeder will follow the schedule that was set before the power adapter was disconnected from the feeder.

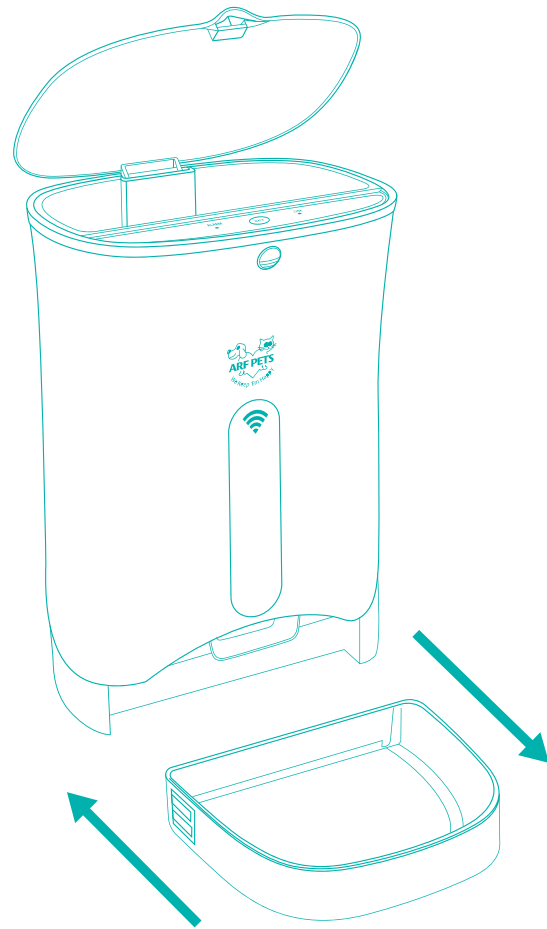
Food Bucket

1. To assemble, align food bucket with slots in the main body and press down.
2. To disassemble, hold both sides of the food bucket and lift upwards.

NOTE: If you are having trouble properly placing food bucket in feeder, please rotate the upper impeller inside of the food compartment manually to properly fit the bucket.

Food Bowl

1. To assemble, press in buckles on either side of the bowl and push the tray into the main body.
2. To disassemble, pull the bowl outward.



Cleaning

1. Please turn off and unplug device before cleaning.
2. Clean the pet feeder with a soft, damp cloth.
3. The food bucket and food bowl are dishwasher-safe once removed from the main body.
4. The main body of the feeder is not dishwasher-safe. Do not immerse the main body in water. This could damage the internal electronics and cause the batteries to short out, create an electrical shock, or catch fire.
5. Make sure all parts of the feeder are completely clean and dry before filling with food.
6. If the LOW BATTERY indicator LED starts flashing, replace the batteries in the battery compartment, or connect the feeder to a power adapter. Three (3) alkaline D batteries should last approximately one (1) year, depending on the quantities and frequency of food being dispensed.

Safety Precautions

1. **WARNING: CHOKING HAZARD** – Small parts. This product contains small parts and is not suitable for children under 3 years old.
2. Remove all packaging before using this device. Please keep all packaging materials out of reach of children and pets.
3. Properly dispose of all packing materials immediately after unpacking product, as the bags used for packaging could present a suffocation or choking hazard.
4. Read all instructions carefully before attempting to operate this device. Improper usage could result in your pet(s) not being fed properly or not being fed at all. Improper use or mishandling could also result in permanent damage to your device.
5. Only use this feeder indoors, in a dry place, and on solid, even ground.
6. Exposure to sunlight could damage the internal electronics or cause discoloration; be sure the device is placed in a shady place.
7. Only use dry kibble in this feeder.
8. Do not use or store this feeder in temperatures below -4 °F (-20 °C).
9. Always keep fingers, hands, and other appendages clear of the internal food wheel to prevent accidents or injuries.
10. Do not place anything on top of this feeder: it starts automatically.
11. The body of the feeder is not dishwasher-safe. Do not submerge the body in water; this could damage the internal electronics and cause the batteries to short out, create an electrical shock, or catch fire.
12. To clean the body, wipe it with a soft cloth and a mild cleaning agent.
13. Make sure all parts of the feeder are completely dry before refilling and re-assembling the device.
14. Do not submerge the body in water; this could damage the internal electronics and cause the batteries to short out, create an electrical shock, or catch fire.
15. Always turn the unit off before cleaning.
16. Make sure to check the level of food regularly to ensure the feeder is dispensing food properly.
17. Do not use this feeder with a pet that is suffering from any physical disability or unable to reach the food bowl.
18. Do not allow pets to chew on any part of this feeder. If there is a possibility that a pet might chew on the power cord, you may purchase a hard plastic cord protector called a cord conduit.
19. Do not operate this feeder if the power cord or plug have been damaged.
20. This product was not intended for use or play by children, and we recommend you do not allow children to play or tamper with it, to reduce the risk of important settings being changed or damage to the feeder and its moving parts. Adult supervision should always be required when children are near the feeder.
21. Do not use this feeder for anything other than its intended use. Attachments not recommended or sold by the manufacturer may cause a safety hazard.
22. Lift and carry this feeder only by the base, maintaining an upright position.

23. Do not try to disassemble the feeder or repair it on your own.
24. If the LOW BATTERY indicator LED starts flashing, replace the batteries in the battery compartment, or connect the feeder to a power adapter. Three (3) alkaline D batteries should last approximately one (1) year, depending on the quantities and frequency of food being dispensed.
25. Remove all batteries if you are not using the feeder for an extended period of time.
26. Do not mix types and brands of batteries in the feeder. Batteries are not included.

Technical Specifications

DIMENSIONS: 15" L* x 9.3" W x 16" H (38.2 x 23.6 x 40.6 cm)

* with food bowl attached

WEIGHT: 3.80 lbs. (1.72 kg)

CAPACITY: 18 cups (4.3 L)

MATERIAL: ABS plastic

BATTERY TYPE: Three (3) alkaline D batteries (not included)

Warranty Information

LIMITED WARRANTY TO ORIGINAL CONSUMER

This **Arf Pets® Smart Automatic Pet Feeder with Wi-Fi® (“Product”)**, including any accessories included in the original packaging, as supplied and distributed new by an authorized retailer is warranted by **C&A Marketing, Inc. (the “Company”)** to the original consumer purchaser only, against certain defects in material and workmanship (**“Warranty”**) as follows:

To receive Warranty service, the original consumer purchaser must contact the Company or its authorized service provider for problem determination and service procedures. Proof of purchase in the form of a bill of sale or receipted invoice, evidencing that the Product is within the applicable Warranty period(s), **MUST** be presented to the Company or its authorized service provider in order to obtain the requested service.

Service options, parts availability, and response times may vary and may change at any time. In accordance with applicable law, the Company may require that you furnish additional documents and/or comply with registration requirements before receiving warranty service. Please contact our customer service for details on obtaining warranty service:

Email: info@supportcbp.com

Phone: 833-815-0568

Shipping expenses to the Company’s Return Facility are not covered by this warranty, and must be paid by the consumer. The consumer likewise bears all risk of loss or further damage to the Product until delivery to said facility.

EXCLUSIONS AND LIMITATIONS The Company warrants the Product against defects in materials and workmanship under normal use for a period of **ONE (1) YEAR** from the date of retail purchase by the original end-user purchaser (**“Warranty Period”**). If a hardware defect arises and a valid claim is received within the Warranty Period, the Company, at its sole option and to the extent permitted by law, will either (1) repair the Product defect at no charge, using new or refurbished replacement parts, (2) exchange the Product with a Product that is new or which has been manufactured from new or serviceable used parts and is at least functionally equivalent to the original device, or (3) refund the purchase price of the Product.

A replacement Product or part thereof shall enjoy the warranty of the original Product for the remainder of the Warranty Period, or ninety (90) days from the date of replacement or repair, whichever provides you longer protection. When a Product or part is exchanged, any replacement item becomes your property, while the replaced item becomes the Company’s property. Refunds can only be given if the original Product is returned.

This Warranty does not apply to:

- (a) Any non-Arf Pets® Smart Automatic Pet Feeder with Wi-Fi® product, hardware or software, even if packaged or sold with the Product;
- (b) Damage caused by use with non-Arf Pets® Smart Automatic Pet Feeder with Wi-Fi® products;
- (c) Damage caused by accident, abuse, misuse, flood, fire, earthquake, or other external causes;
- (d) Damage caused by operating the Product outside the permitted or intended uses described by the Company;
- (e) Damage caused by third party services;
- (f) A Product or part that has been modified to alter functionality or capability without the written permission of the Company;
- (g) Consumable parts, such as batteries, fuses and bulbs;
- (h) Cosmetic damage; or
- (i) If any Arf Pets® Smart Automatic Pet Feeder with Wi-Fi® serial number has been removed or defaced.

This Warranty is valid only in the country where the consumer purchased the Product, and only applies to Products purchased and serviced in that country.

The Company does not warrant that the operation of the Product will be uninterrupted or error-free. The Company is not responsible for damage arising from your failure to follow instructions relating to its use.

NOTWITHSTANDING ANYTHING TO THE CONTRARY AND TO THE MAXIMUM EXTENT PERMITTED BY APPLICABLE LAW, THE COMPANY PROVIDES THE PRODUCT "AS-IS" AND "AS-AVAILABLE" FOR YOUR CONVENIENCE AND THE COMPANY AND ITS LICENSORS AND SUPPLIERS EXPRESSLY DISCLAIM ALL WARRANTIES AND CONDITIONS, WHETHER EXPRESSED, IMPLIED, OR STATUTORY, INCLUDING THE WARRANTIES OF MERCHANTABILITY, FITNESS FOR A PARTICULAR PURPOSE, TITLE, QUIET ENJOYMENT, ACCURACY, AND NON-INFRINGEMENT OF THIRD-PARTY RIGHTS. THE COMPANY DOES NOT GUARANTEE ANY SPECIFIC RESULTS FROM THE USE OF THE PRODUCT, OR THAT THE COMPANY WILL CONTINUE TO OFFER OR MAKE AVAILABLE THE PRODUCT FOR ANY PARTICULAR LENGTH OF TIME. THE COMPANY FURTHER DISCLAIMS ALL WARRANTIES AFTER THE EXPRESS WARRANTY PERIOD STATED ABOVE.

YOU USE THE PRODUCT AT YOUR OWN DISCRETION AND RISK. YOU WILL BE SOLELY RESPONSIBLE FOR (AND THE COMPANY DISCLAIMS) ANY AND ALL LOSS, LIABILITY, OR DAMAGES RESULTING FROM YOUR USE OF THE PRODUCT.

NO ADVICE OR INFORMATION, WHETHER ORAL OR WRITTEN, OBTAINED BY YOU FROM THE COMPANY OR THROUGH ITS AUTHORIZED SERVICE PROVIDERS SHALL CREATE ANY WARRANTY.

IN NO EVENT WILL THE COMPANY'S TOTAL CUMULATIVE LIABILITY ARISING FROM OR RELATED TO THE PRODUCT, WHETHER IN CONTRACT OR TORT OR OTHERWISE EXCEED THE FEES ACTUALLY PAID BY YOU TO THE COMPANY OR ANY OF ITS AUTHORIZED RESELLERS FOR THE PRODUCT AT ISSUE IN THE LAST YEAR FROM YOUR PURCHASE. THIS LIMITATION IS CUMULATIVE AND WILL NOT BE INCREASED BY THE EXISTENCE OF MORE THAN ONE INCIDENT OR CLAIM. THE COMPANY DISCLAIMS ALL LIABILITY OF ANY KIND OF ITS LICENSORS AND SUPPLIERS. IN NO EVENT WILL THE COMPANY OR ITS LICENSORS, MANUFACTURERS AND SUPPLIERS BE LIABLE FOR ANY INCIDENTAL, DIRECT, INDIRECT, SPECIAL, PUNITIVE OR CONSEQUENTIAL DAMAGES (SUCH AS, BUT NOT LIMITED TO, DAMAGES FOR LOSS OF PROFITS, BUSINESS, SAVINGS, DATA OR RECORDS) CAUSED BY THE USE, MISUSE OR INABILITY TO USE THE PRODUCT.

Nothing in these terms shall attempt to exclude liability that cannot be excluded under applicable law. Some countries, states or provinces do not allow the exclusion or limitation of incidental or consequential damages or allow limitations on warranties, so certain limitations or exclusions may not apply to you. This warranty gives you specific legal rights, and you may have other rights that vary from state to state or province to province. Contact your authorized retailer to determine if another warranty applies.

Get in Touch!

SUPPORT@ARFPETS.COM

1-877-711-6886

ARF PETS is a trademark of C&A IP Holdings, LLC in the US, Canada, China, and the EU.

WI-FI is a trademark of Wi-Fi Alliance in the US and/or other countries.

APP STORE is a trademark of Apple, Inc. in the US and other countries.

GOOGLE PLAY is a trademark of Google, LLC.

All other products, brand names, company names, and logos are trademarks of their respective owners, used merely to identify their respective products, and are not meant to connote any sponsorship, endorsement, or approval.

Distributed by C&A Marketing, Inc., 114 Tived Lane East, Edison, NJ 08837. Made in China.

© 2020. C&A IP Holdings, LLC. All Rights Reserved.