



USER GUIDE

TABLE OF CONTENTS

Box Contents 3

Quick Start Instructions 4

Important Information 13

 Intended Use.....13

 Meat Probe Use.....13

 Disposal Requirements14

 Technical Specifications.....14

 FCC Compliance14

 IC Compliance14

Box Contents

CR2032 Battery

battery comes pre-installed



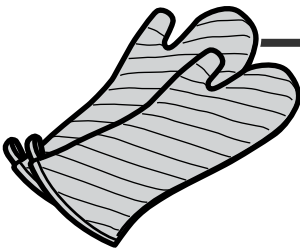
iGrill Mini

LED Display

Probe Port


Base (Magnetic)

Colored Probe Indicator



WARNING!
Probe gets hot.
Use mitts or
gloves.

Probe Wrap



Meat Probe

Optional Magnetic Disc

adheres to non-magnetic surfaces for vertical mounting



optional vertical mounting


Quick Start Instructions

1



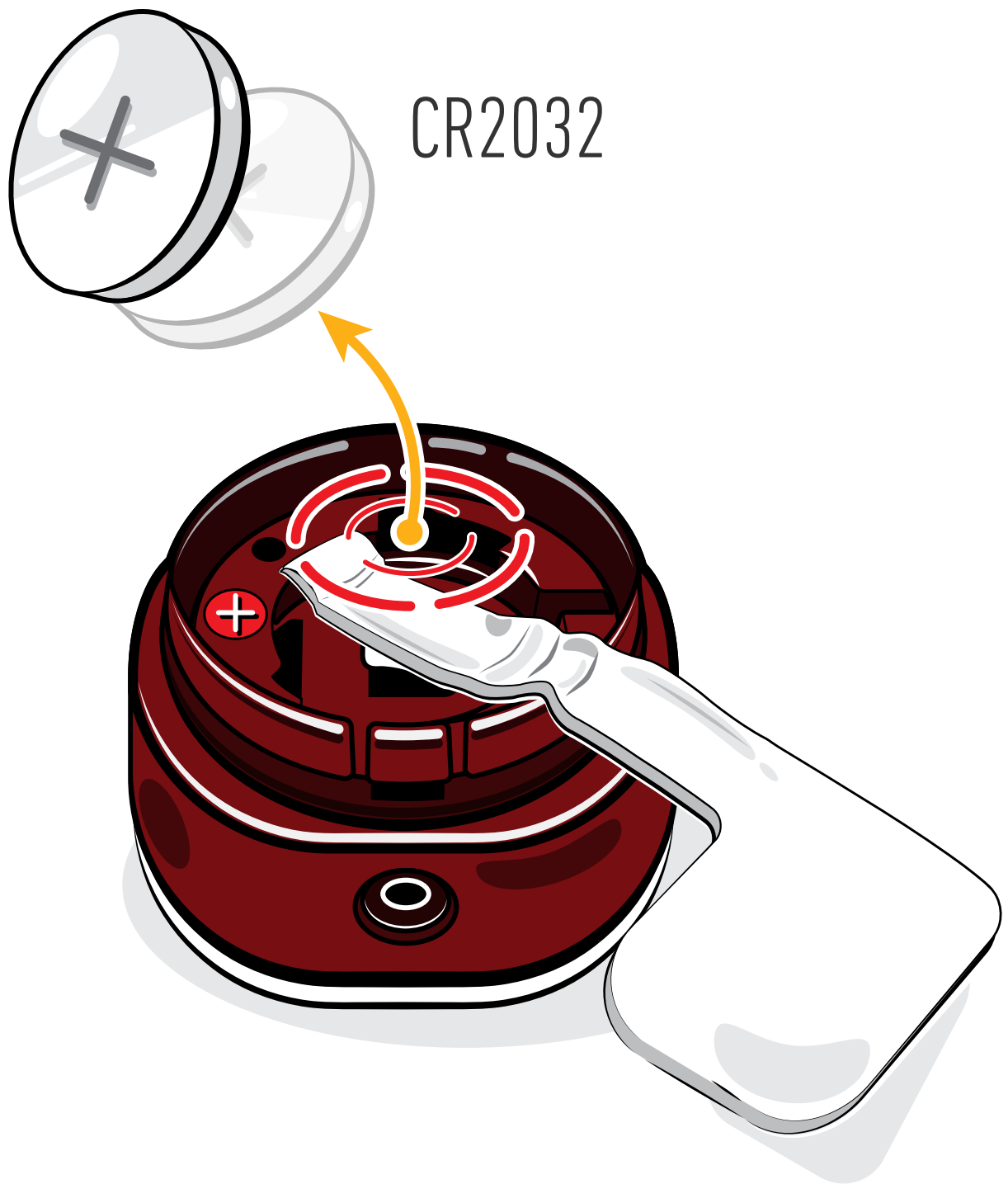
Separate the iGrill Mini from the base.

2



Remove the battery door from the underside of the iGrill Mini by twisting it anti-clockwise.

3

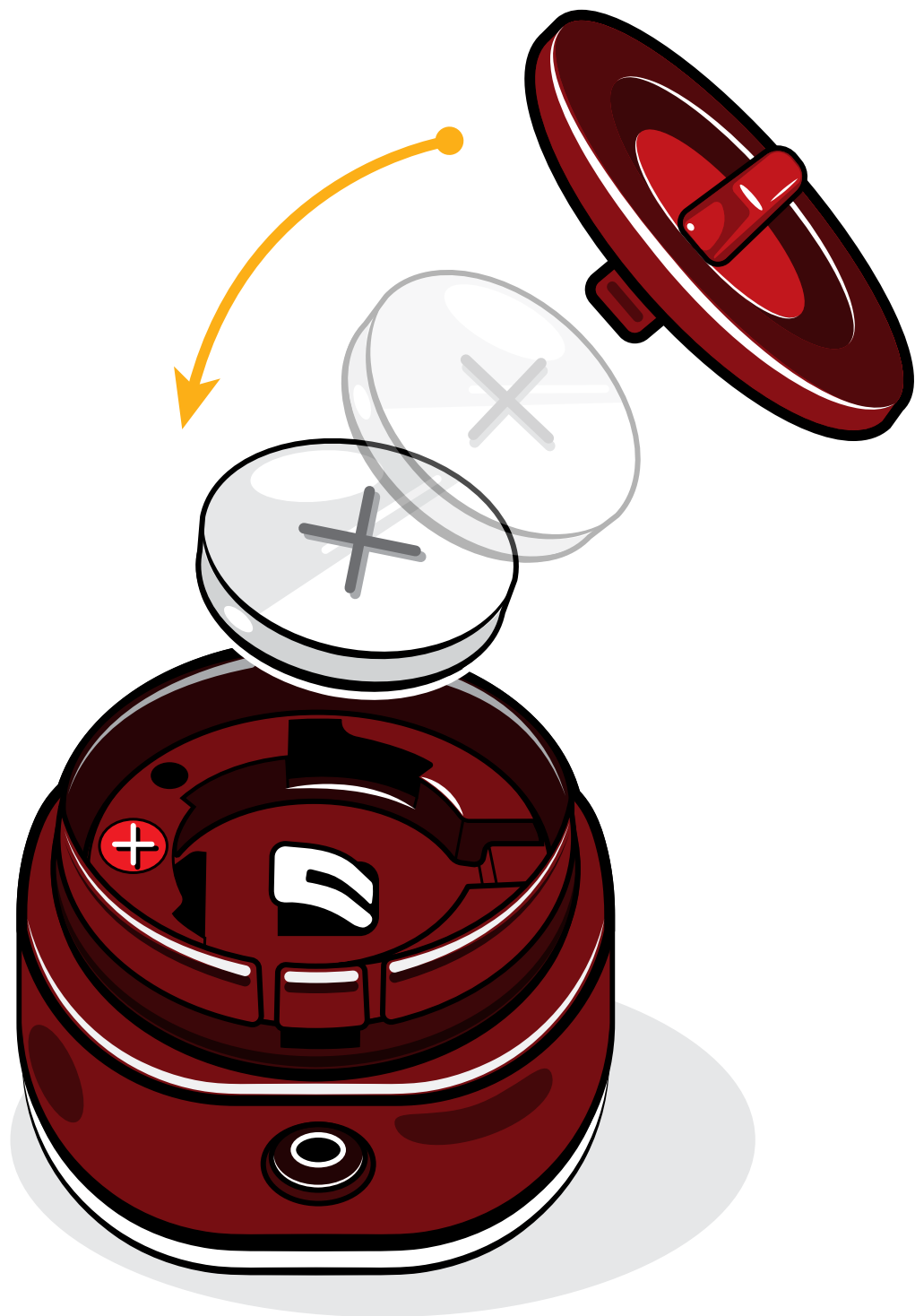


Pull the paper tab to remove the battery.



WARNING: Proper Battery Disposal

Never dispose of batteries in an open fire. Always dispose of batteries in accordance with local laws.



Ensure that the battery is in place, positive side up, then replace the battery door.

5



Snap the iGrill Mini back onto the base.

6



Download the Weber iGrill App.
Then enable Bluetooth® on your
smart device under 'Settings'.

7

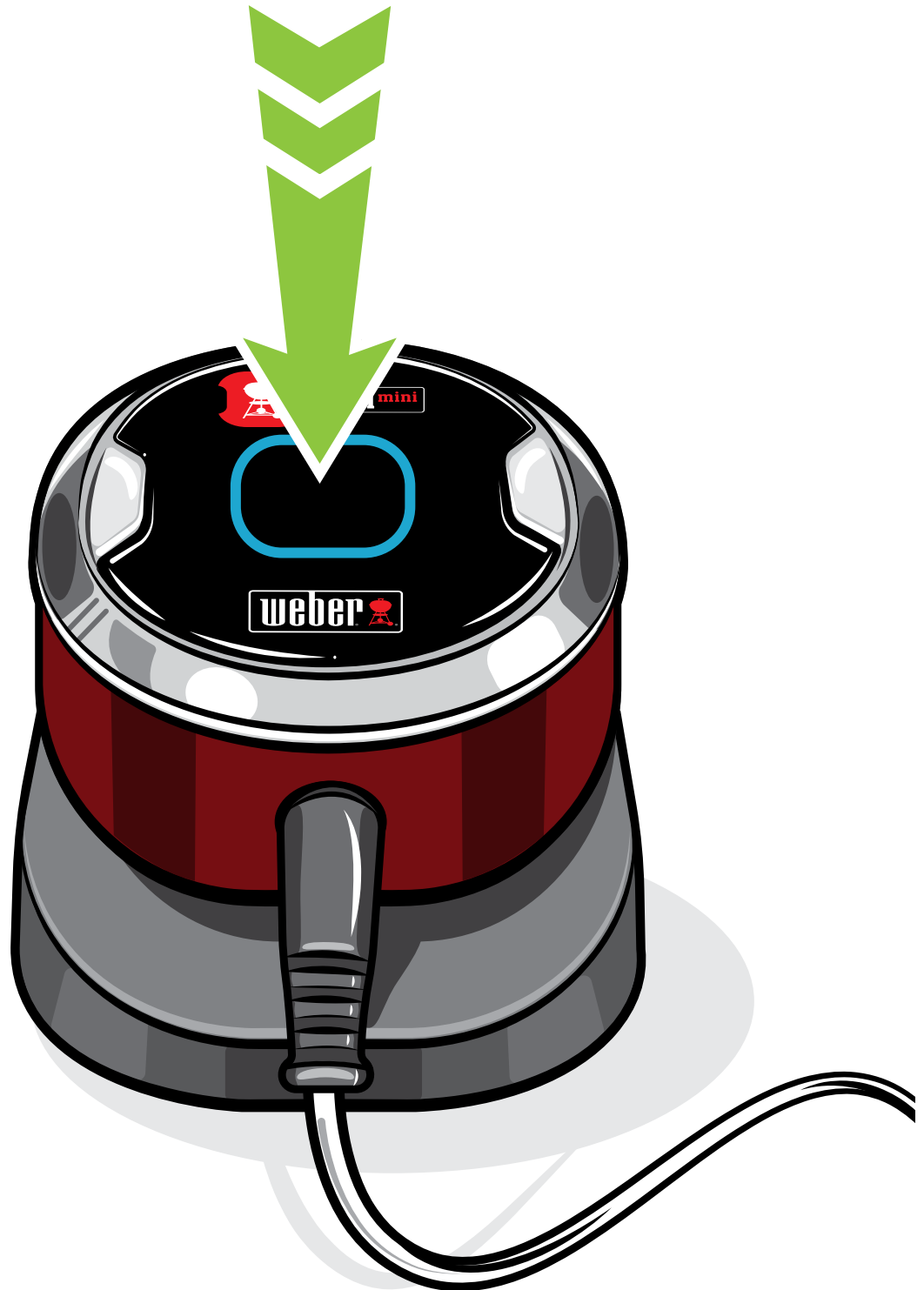


Plug the meat probe into the port.



WARNING: Risk of burns!

Handling the meat probes without hand protection will result in severe burns. Please wear heat-resistant gloves or mitts at all times while using this product in order to avoid being burned.



Quickly press and release the power button to turn on the iGrill Mini. The display will blink blue while it is waiting to pair.



Launch the Weber iGrill App on your smart device. Follow the pairing instructions within the app. You are now ready to use your iGrill Mini.

Additional information, instructional videos and barbecue inspiration can be found at weber.com/igrillsupport.

Important Information

Visit weber.com/igrillsupport to find out more about device compatibility, languages supported by the Weber iGrill App, a full user guide with instructional set up videos, and great barbecuing inspiration. Please read the full user guide – especially the safety information – before using the Weber iGrill Mini for the first time, and follow the instructions while using the device.

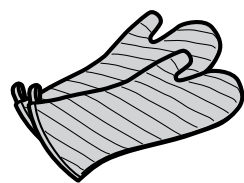
INTENDED USE:

Use this device only for measuring and monitoring the temperature of grilled items. Any use other than that described may cause damage. The manufacturer or retailer are not liable for damages arising from improper use.

Note: The device is not to be used by children or persons with reduced physical, sensory or mental capabilities.

Note: The iGrill Mini and its battery are not designed to withstand high temperatures. If the surface is too hot to touch, it's too hot for the Weber iGrill Mini **and its battery**.

Meat Probe Use



WARNING: Risk of injury! The probe is very sharp. Please be careful when handling the probes.



WARNING: Risk of burns! Handling the temperature probes without hand protection will result in severe burns. The colored probe indicators are not intended to be touched with bare hands while using the grill as they are not heat insulated. Please wear heat protective gloves while using this product at all times to avoid being burned.

Important Note: When using probes, be sure to route wire where it will not be exposed to flames or temperatures exceeding 716° F (380° C). Avoid exposing probes to temperatures below -22° F (-30° C). Temperatures below -22° F (-30° C) or above 572° F (300° C) will not display in the app and will cause the probe to disappear from connection.

Clean the probe before first use. The probe is not dishwasher safe. Do not use chemicals or abrasive detergents to clean the probe. Wipe down the probe with a damp towel or cleaning wipe. Take care not to expose the probe's wiring or the area where the wiring meets the probe to liquid.

The probe is not waterproof and damage may result from water exposure. Never submerge the probe in water.

Disposal Requirements



WARNING: Battery disposal! Never dispose of batteries in an open fire. Always dispose of batteries in accordance with local laws.

Technical Specifications

Frequency Range (MHz): 2402.0 - 2480.0 MHz

Output Power (Watts): 0.0012 W

FCC Compliance

This equipment has been tested and found to comply with the rules for white space devices, pursuant to part 15 of the FCC rules. These rules are designed to provide reasonable protection against harmful interference. This equipment generates, uses and can radiate radio frequency energy and, if not installed and used in accordance with the instructions, may cause harmful interference to radio communications. If this equipment does cause harmful interference to radio or television reception, which can be determined by turning the equipment off and on, the user is encouraged to try to correct the interference by one or more of the following measures:

- (1) Reorient or relocate the receiving antenna.
- (2) Increase the separation between the equipment and receiver.
- (3) Connect the equipment into an outlet on a circuit different from that to which the receiver is connected.
- (4) Consult the manufacturer, dealer or an experienced radio/TV technician for help.

Changes or modifications not expressly approved by Weber could void the user's authority to operate this device.

IC Compliance

This device complies with Industry Canada's licence-exempt RSSs. Operation is subject to the following two conditions:

- (1) This device may not cause interference; and
- (2) This device must accept any interference, including interference that may cause undesired operation of the device.



**Importado y Distribuido en México por:
Weber-Stephen Products S.A. de C.V.**

ANATOLE FRANCE 139-139A
Colonia. POLANCO III SECCION
Del. MIGUEL HIDALGO
CIUDAD DE MEXICO
C.P. 11540

RFC: WPR030919-ND4

Teléfono: 01800-00-WEBER (93237)

**Imported by / importé par
WEBER-STEPHEN (CANADA) COMPANY**

1 Roybridge Gate
Vaughan, Ontario, CANADA
L4H 4E6

The Bluetooth® word mark and logos are registered trademarks owned by Bluetooth SIG, Inc. and any use of such marks by Weber-Stephen Products LLC is under licence. Other trademarks and trade names are those of their respective owners.

