

# SPECIFICATION SUBMITTAL SHEET



## FEATURES

Sizes: ☐ 3/4" ☐ 1" ☐ 1-1/4" ☐ 1-1/2" ☐ 2"  
Maximum working water pressure 175 PSI  
Maximum working water temperature 180°F  
Hydrostatic test pressure 350 PSI  
End connections Threaded ANSI B1.20.1

## OPTIONS

(Suffixes can be combined)

- ☐ - with full port QT ball valves (standard)
- ☐ L - less ball valves, male pipe thread
- ☐ XL - with low lead ball valves (See 350XL)
- ☐ S - with bronze "Y" type strainer
- ☐ FT - with integral male 45° flare SAE test fitting
- ☐ BOF - with blow out / flush fitting

## ACCESSORIES

- ☐ Repair kit
- ☐ Thermal expansion tank (Model XT)
- ☐ QT-SET Quick Test Fitting Set
- ☐ Test Cock Lock (Model TCL24)
- ☐ Winterizing Blow out/Flush fitting (RK34-350BOF, RK1-350BOF or RK114-350-375BOF)

## APPLICATION

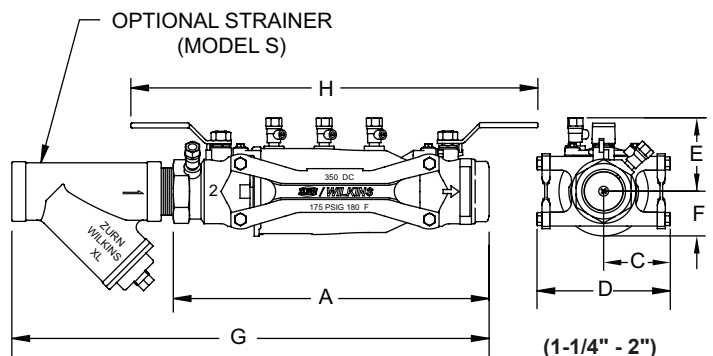
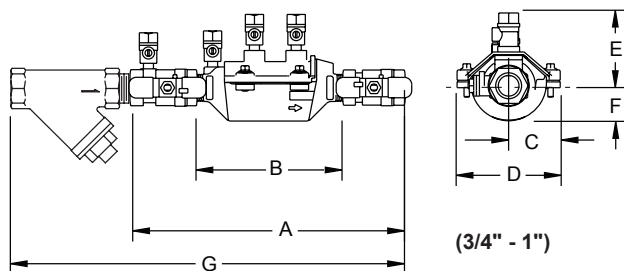
Designed for installation on water lines to protect against both backsiphonage and backpressure of polluted water into the water supply. Assembly shall provide protection where a potential health hazard does not exists.

## STANDARDS COMPLIANCE (Horizontal & Vertical)

- ASSE® Listed 1015
- IAPMO® Listed
- CSA® Certified B64.5
- Approved by the Foundation for Cross Connection Control and Hydraulic Research at the University of Southern California

## MATERIALS

Main valve body	Cast Bronze, ASTM B 584 (3/4-1")
Housing	Reinforced Nylon
Fasteners	Stainless Steel, 300 Series
Elastomers	Silicone (FDA Approved) Buna Nitrile (FDA Approved)
Internals	Delrin, NSF Listed
Springs	Stainless steel, 300 series
Ball Valves	Cast Bronze, ASTM B 584
Struts	Forged Brass ASTM B 124

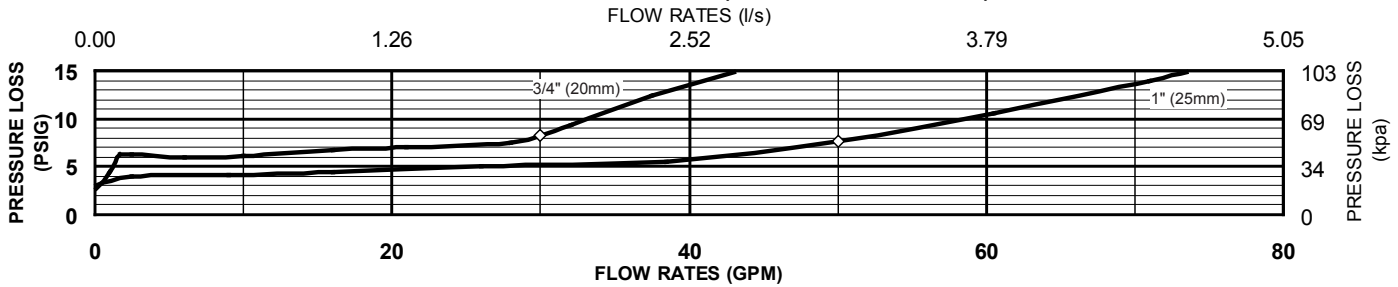


## DIMENSIONS & WEIGHTS (do not include pkg.)

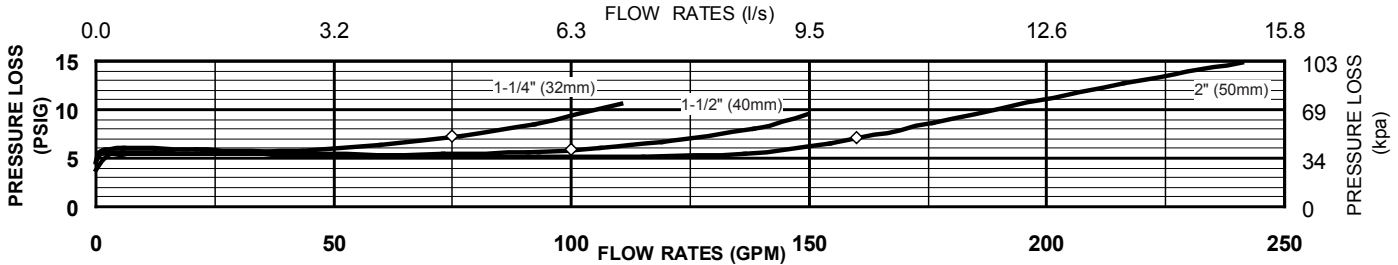
MODEL 350 SIZE		DIMENSIONS (approximate)																WEIGHT			
		A		B LESS BALL VALVES		C		D		E		F		G		H		LESS BALL VALVES		WITH BALL VALVES	
in.	mm	in.	mm	in.	mm	in.	mm	in.	mm	in.	mm	in.	mm	in.	mm	in.	mm	lbs.	kg	lbs.	kg
3/4	20	11	279	6 5/8	168	1 7/8	48	3 3/4	95	3	76	1 1/4	32	15 1/8	384	11 7/16	291	2.3	1.0	4.3	2.0
1	25	12 1/4	311	7	178	2 1/16	52	4 1/8	105	3 1/4	83	1 3/4	45	17	431	12 5/16	313	3.0	1.4	6.0	2.7
1-1/4	32	14 7/8	378	14 3/8	367	3 3/8	86	6 3/4	171	3 3/4	95	2 1/4	57	20 1/2	521	18 1/2	470	17.2	7.8	19	18.6
1-1/2	40	15 1/4	387	14 3/8	367	3 3/8	86	6 3/4	171	3 3/4	95	2 1/4	57	22	559	20 1/4	514	17	7.7	20	9.1
2	50	16	406	14 3/8	367	3 3/8	86	6 3/4	171	3 3/4	95	2 1/4	57	24	609	20 3/4	527	18	8.2	22	10

## FLOW CHARACTERISTICS

### MODEL 350, 350XL 3/4" & 1" (STANDARD & METRIC)



### MODEL 350, 350XL 1-1/4", 1-1/2" & 2" (STANDARD & METRIC)

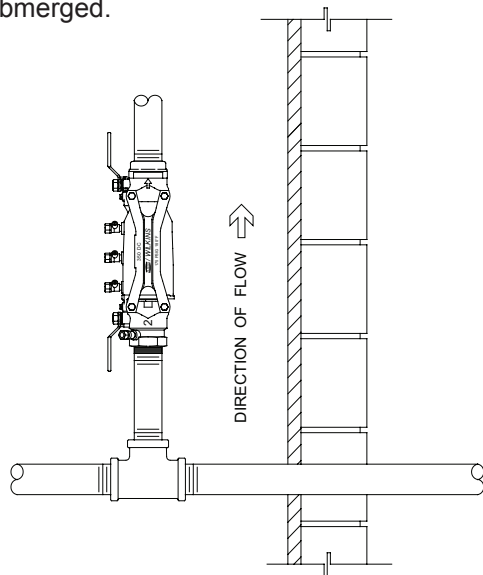


◇ Rated Flow (Established by approval agencies)

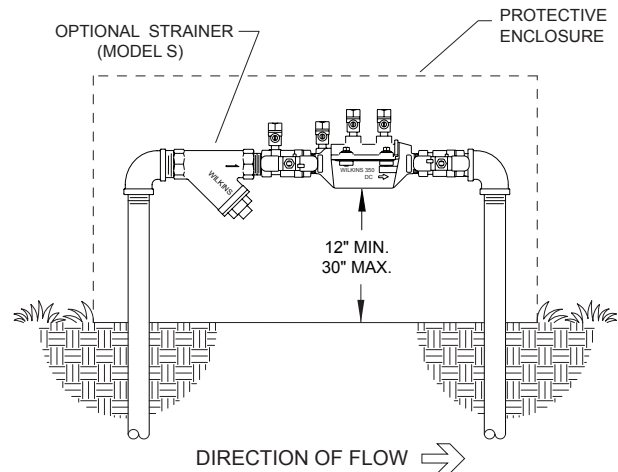
## TYPICAL INSTALLATION

Local codes shall govern installation requirements. To be installed in accordance with the manufacturers' instructions and the latest edition of the Uniform Plumbing Code. Unless otherwise specified, the assembly shall be mounted at a minimum of 12" (305mm) and a maximum of 30" (762mm) above adequate drains with sufficient side clearance for testing and maintenance. If installed below grade, be certain adequate drainage is provided to prevent the device from being submerged.

Capacity thru Schedule 40 Pipe				
Pipe size	5 ft/sec	7.5 ft/sec	10 ft/sec	15 ft/sec
1/2"	5	7	9	14
3/4"	8	12	17	25
1"	13	20	27	40
1 1/4"	23	35	47	70
1 1/2"	32	48	63	95
2"	52	78	105	167



INDOOR INSTALLATION



OUTDOOR INSTALLATION

## SPECIFICATIONS

The Double Check Valve Backflow Preventer shall be ASSE® Listed 1015, rated to 180°F and supplied with full port ball valves. The main body shall be Bronze for sizes 3/4" & 1", and Nylon for sizes 1-1/4" to 2". The housing shall be reinforced Nylon and the seat disc elastomers shall be silicone (FDA Approved). The first and second checks shall be accessible for maintenance without removing the device from the line. The Double Check Valve Backflow Preventer shall be a WILKINS Model 350.

WILKINS a Zurn company, 1747 Commerce Way, Paso Robles, CA 93446 Phone: 805/238-7100 Fax: 805/238-5766  
 IN CANADA: ZURN INDUSTRIES LIMITED, 3544 Nashua Dr., Mississauga, Ontario L4V 1L2 Phone: 905/405-8272 Fax: 905/405-1292  
 Product Support Help Line: 1-877-BACKFLOW (1-877-222-5356) • Website: <http://www.zurn.com>