



Riva® 5.5 Whirlpool Bath

FX55 Riva™ 5.5 Whirlpool Bath, Right Hand
 FX50 Riva™ 5.5 Whirlpool Bath, Left Hand

Riva® 5.5 Soaker Bath

FX65 Riva™ 5.5 Soaker Bath

- Left and Right Hand Drain Location
- Accessories / Hardware:
 - Rotary Drain Kit, 26" Cable #8730
 - Trip-Lever Drain Kit: #X559
 - Trim Kit: AccuPro Jet Rings #GU45
 - Trim Kit: TheraPro Jet Rings #GU44
- Trim Kit Finishes Available:
 - (827) – Chrome
 - (826) – Brushed Nickel
 - (849) – Oil Rubbed Bronze

INSTALLATION NOTES

Refer to installation instructions included with fixture before beginning installation. Please confirm product availability and specifications before commencing with any installation work.

PRODUCT SPECIFICATIONS AND AVAILABILITY ARE SUBJECT TO CHANGE WITHOUT NOTICE.

Technical Specifications

DIMENSIONS

66" L x 38" W x 19½" H
 (1676 mm) L x (965 mm) W x (495 mm) H

DRAIN/OVERFLOW

A: 14¾" (375 mm) B: 9½" (241 mm)

CUTOUT

Template Provided Part Number:
 FX40000 Drop-in/Undermount

TOTAL WEIGHT

Model #FX50 & FX55: 760 lb (344 kg) / 55 lb/sq. ft. (29 kg/m²)
 Model #FX65: 730 lb (331 kg) / 54 lb/sq. ft. (29 kg/m²)

OPERATING GALLONAGE

Model #FX50 & FX55: Min. 46 U.S. Gal. (174 Liters)
 Max. 57 U.S. Gal. (216 Liters)
 Model #FX65: 57 U.S. Gal. (215 Liters)

PRODUCT WEIGHT

Model #FX50 & FX55: 105 lb (47 kg)
 Model #FX65: 63 lb (29 kg)

SKIRT MOUNTING

Not Available

ELECTRICAL SPECIFICATIONS — Model #Fx50 & FX55 only

Requires a dedicated GFCI protected separate circuit.

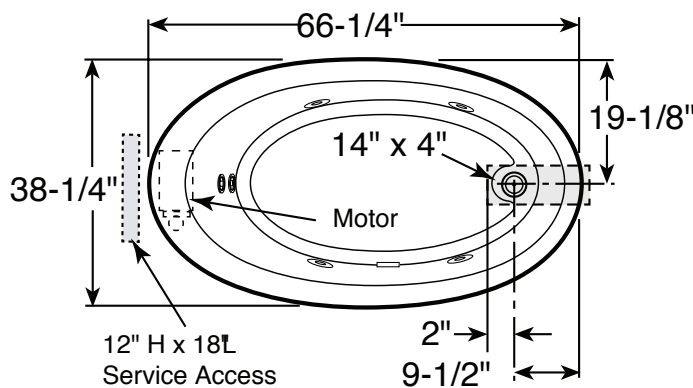
Motor/Pump: 120 VAC, 15 AMP, 60 Hz.

RapidHeat™: 120 VAC, 15 AMP, 60 Hz.

HEATER (OPTIONAL) — Model #Fx50 & FX55 only

Requires a dedicated GFCI protected separate circuit.

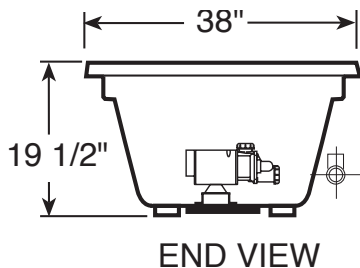
RapidHeat™: P/N S750000



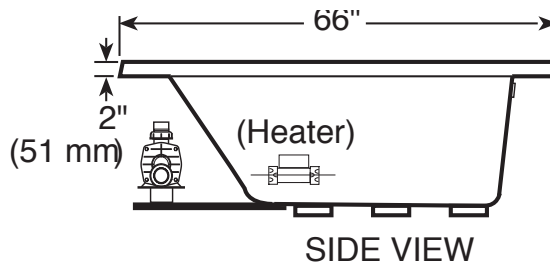
Product Shown: Riva® 5.5 Whirlpool Bath Right Hand Shown
 Model: FX55

* Measurements inside unit represent cutout in floor to allow for drain/overflow.

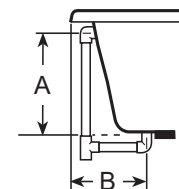
Minimum Service Access dimensions given.



END VIEW



SIDE VIEW



DRAIN/OVERFLOW