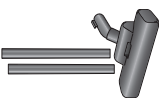





English

	D279059B	Dust extraction beater bar kit
	DWH053K	DWH053 chipping dust extraction system
	DWW9316	Anti-static 14' (4.3 m) hose
	DWW9315	Crush proof 14' (4.3 m) hose

The filter bags provide a clean, easy and quick way to dispose of the dust collected.

Paper filter bags: The DWW9401 filter bags are designed to capture many types of dust including drywall, concrete and wood. These bags should be disposed of once the airflow becomes restricted. DO NOT reuse bags.

	DWW9401	Disposable paper filter bag 5 gallon (19 L)
---	---------	--

Fleece filter bag: The DWW9402 fleece bag is designed to capture many types of dust including drywall, concrete and wood. This bag should be disposed of once the airflow becomes restricted. DO NOT reuse this bag. The fleece bag is ideal for heavier materials such as concrete and drywall dust where a paper filter bag may tear.

	DWW9402	Disposable fleece filter bag 3.3 gallon (12 L)
--	---------	---

The DWW9400 disposable plastic bag is designed to seal the liner to the tank inlet without being pulled into the filter during use. The plastic disposable bag allows for easy cleanup and disposal of dust and keeps dust from escaping back into the atmosphere during emptying. Because this bag is specially designed not to be pulled into the filter, there will be a small amount of dust remaining in the tank.

	DWW9400	Disposable plastic collection bag 5.7 gallon (21.6 L)
--	---------	--

Repairs

To assure product SAFETY and RELIABILITY, repairs, maintenance and adjustments (including brush inspection and replacement) should be performed by a DEWALT factory service center, a DEWALT authorized service center or other qualified service personnel. Always use identical replacement parts.

Three Year Limited Warranty

DEWALT will repair, without charge, any defects due to faulty materials or workmanship for three years from the date of purchase. This warranty does not cover part failure due to normal wear or tool abuse. For further detail of warranty coverage and warranty repair information, visit www.dewalt.com or call 1-800-4-DEWALT (1-800-433-9258). This warranty does not apply to accessories or damage caused where repairs have been made or attempted by others. This warranty gives you specific legal rights and you may have other rights which vary in certain states or provinces.

In addition to the warranty, DEWALT tools are covered by our:

1 YEAR FREE SERVICE

DEWALT will maintain the tool and replace worn parts caused by normal use, for free, any time during the first year after purchase.

90 DAY MONEY BACK GUARANTEE


If you are not completely satisfied with the performance of your DEWALT Power Tool, Laser, or Nailer for any reason, you can return it within 90 days from the date of purchase with a receipt for a full refund – no questions asked.

LATIN AMERICA: This warranty does not apply to products sold in Latin America. For products sold in Latin America, see country specific warranty information contained either in the packaging, call the local company or see website for warranty information.

FREE WARNING LABEL REPLACEMENT: If your warning labels become illegible or are missing, call 1-800-4-DEWALT for a free replacement.

Troubleshooting

PROBLEM	SOLUTION
Motor does not run	Check power cord, plugs and outlet. Ensure the on/off /tool control switch is in the ON position (I).
Suction capacity decreases	Remove blockages in the suction nozzle, suction tube, suction hose or filters. Replace the paper or fleece bag. Check for proper installation of the filters. Clean or replace the filters. Empty canister, refer to Empty Canister under Operation .

PROBLEM	SOLUTION
Vacuum stops running	Thermal overload has been tripped: 1. Turn the vacuum off and disconnect vacuum cleaner from power source. 2. Empty the canister, if needed. 3. Allow the unit to cool. 4. Plug the power cord into an appropriate outlet and turn on/off/tool control switch to the ON position (I) to test. If vacuum will not restart call 1-800-4-DEWALT (1-800-433-9258).
Dust comes out while vacuuming	Check for proper installation of the filters. Ensure filters are not damaged; replace if necessary. Ensure filter seals are in place and are secure.
Automatic filter cleaning is not working	Listen for the solenoid clicking to ensure the filter cleaning mechanism is working.
Power tool does not turn on.	Ensure the on/off/tool control switch is in the ACTIVATION position  .

SPECIFICATIONS

Volts	DWV012 120 V ~
Hertz	60
Rated Current	15 A per UL1017
Maximum speed current	11.6 A
Minimum speed current	7 A
Capacity	10 gallon (38 liters)
Weight	33.5 lbs. (15.1 kg)